


WhizHold™

HOLDING WITH PRECISION



Smart solutions on the cutting edge

WhizHold™

*Revolving ends for most types
of bar feeders.
Page 88.*



*Full range of Workpiece clamping
Page 74.*

WhizHold is a wide range of tool and work holding products specially developed for swiss type lathes. With WhizHold and WhizCut's other range of products you can fully setup a swiss lathe with precision tools - giving the machine the best possible resources to turn tight tolerance products.

Contents

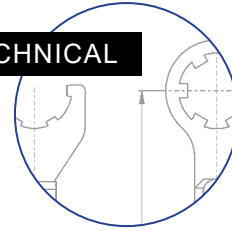
WhizHold	2
Collet holders	6
Collet holders ER_ _M	7
Collet holders ER_ _	15
ER-collet holder stops	20
ER-collets with coolant	21
ER-collet holders machine specific	22
ER-double holders	30
Collet holders other	34
Reamer holders	37
Tap holders	46
Double ended tap holders	58
Die holders	61
Tool clamping	68
ER-collets	69
Tapping collets	71
Reamer collets	72
Workpiece clamping	74
Bar feeder collets	77
Revolving ends	88
Accessories	95
ER nuts	97
OZ nuts	99
Spanners	100
Index	102

YOUR NOTES

Smart solutions on the cutting edge

Technical information

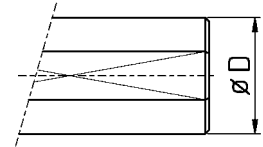
TECHNICAL



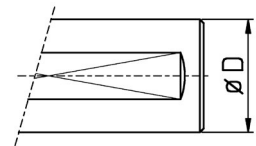
- All holders will be supplied with clamping nuts (standard).
- Holders with "AK" will be supplied with sealed nut type ER.
- Runout accuracy ER-collet holders <math>< 5\mu</math>.

Abbreviations we use

IK	AXIAL COOLANT THROUGH INLET
AK	RADIAL COOLANT THROUGH INLET
T	ESPECIALLY FOR TORNOS MACHINES
OS	WITHOUT INNER STOP SCREW
AK0	THREAD COOLANT THROUGH LEAD IN: M12 X 1,5
AK1	G 1/8"
AK2	M8 X 1
AK3	M10 X 1
B	SMALLEST DIAMETER

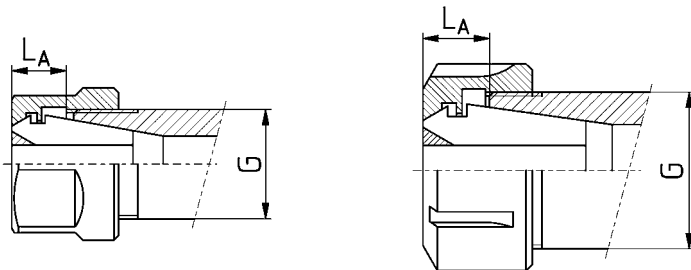


WD COMPLETE FLAT



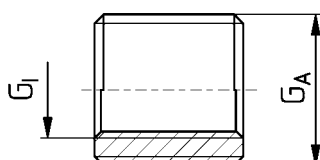
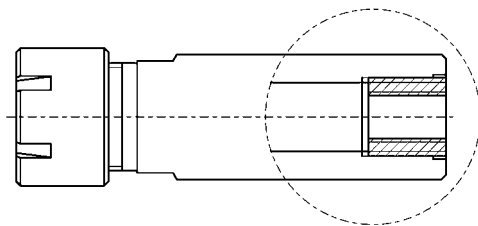
FL NON COMPLETE FLAT

Collet holders: overlap of nuts



NUT	G	L_A
ER08M	M10X0,75	4,3 - 6,1
ER11M	M13X0,75	5,7 - 7,5
ER16M	M19X1	8 - 11,5
ER20M	M24X1	8 - 11,5
ER25M	M30X1	8,5 - 12
UM/ER11	M14X0,75	4,9 - 6,6
UM/ER16	M22X1,5	7 - 10,5
UM/ER20	M25X1,5	8 - 11,5
UX/ER16	M22X1,5	7 - 10,5
UX/ER20	M25X1,5	8 - 11,5
UM/ER25	M32X1,5	8,5 - 12
UM/ER32	M40X1,5	9,5 - 13
UM/ER40	M50X1,5	11,5 - 15
UM/ER50	M64X2,0	14 - 21

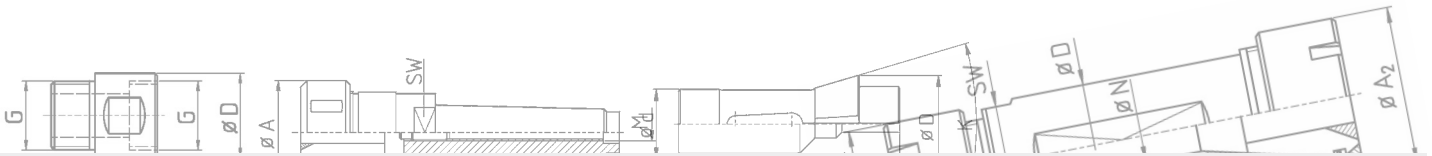
All holders AK0 can be reduced to AK1-AK3 with IC-reductions (IK)



ORDER NO.	G_A	G_I
RED1/4 - 1/8	G1/4"	G1/8"
RED1/4 - M10X1	G1/4"	M10 X 1
RED1/4 - M8X1	G1/4"	M8 X 1
RED1/8 - M8X1	G1/8"	M8 X 1
REDM12X1,5 - G1/8	M12 X 1,5	G1/8"
REDM12X1,5 - M10X1	M12 X 1,5	M10 X 1
REDM12X1,5 - M8X1	M12 X 1,5	M8 X 1

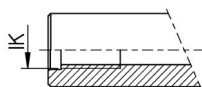
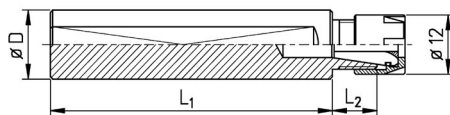
Collet holders

*WhizHold ER-collet holders of all sizes and features.
Precise, coolant through, for most machines.*

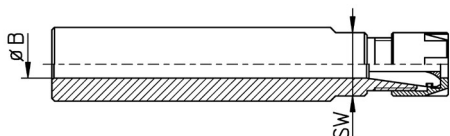


Collet holders ER__M

WD: Clamping flat



IK: Coolant through



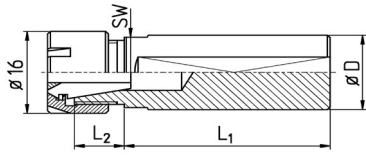
B: With through hole, SW spanner flat



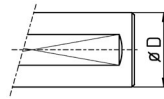
ER08M = M10 x 0,75

ER-collet holders ER08M

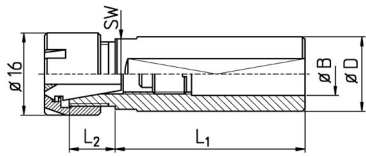
ORDER NO.	COLLET	D	L_1	L_2	IK / B	SW	NUT	SPANNER
BEM080570	ER08	5	68	16	-	8	ER08M	E08M
BEM080635	ER08	6	35	24	-	12	ER08M	E08M
BEM080670	ER08	6	69	17	-	8	ER08M	E08M
BEM080820	ER08	8	18	13	3	-	ER08M	E08M
BEM080855	ER08	8	55	18	-	9	ER08M	E08M
BEM080870	ER08	8	70	16	-	8	ER08M	E08M
BEM0808120	ER08	8	118	16	-	8	ER08M	E08M
BEM0808125	ER08	8	125	16	-	8	ER08M	E08M
BEM0808125WD	ER08	8	125	16	-	8	ER08M	E08M
BEM080920	ER08	9	18	-	-	-	ER08M	E08M
BEM083870	ER08	3/8"	70	-	-	-	ER08M	E08M
BEM081015	ER08	10	15	12	-	9,5	ER08M	E08M
BEM081080FL	ER08	10	82	8	-	-	ER08M	E08M
BEM081080	ER08	10	84	8	5	8	ER08M	E08M
BEM0810120	ER08	10	118	8	-	8	ER08M	E08M
BEM0810120FL	ER08	10	118	8	-	-	ER08M	E08M
BEM081245	ER08	12	45	9	-	10	ER08M	E08M
BEM081245FL	ER08	12	45	9	-	10	ER08M	E08M
BEM081280	ER08	12	80	8	-	10	ER08M	E08M
BEM081280FL	ER08	12	80	8	-	8	ER08M	E08M
BEM0812125	ER08	12	125	9	-	10	ER08M	E08M
BEM0812125FL	ER08	12	125	9	-	-	ER08M	E08M
BEM0812137	ER08	12	137	12	6	10	ER08M	E08M
BEM0812150	ER08	12	150	10	5	10	ER08M	E08M
BEM0812200	ER08	12	200	9	-	10	ER08M	E08M
BEM081460	ER08	14	60	9	5	12	ER08M	E08M
BEM081460WD	ER08	14	60	10	7	12	ER08M	E08M
BEM081460KWD	ER08	14	60	10	M8X1	12	ER08M	E08M
BEM085830WD	ER08	5/8"	30	9	5	14	ER08M	E08M
BEM085845WD	ER08	5/8"	45	11	5	14	ER08M	E08M
BEM081645	ER08	16	45	9	5	-	ER08M	E08M
BEM081645WD	ER08	16	45	9	5	14	ER08M	E08M
BEM0816100IK	ER08	16	101	17	M7	-	ER08M	E08M



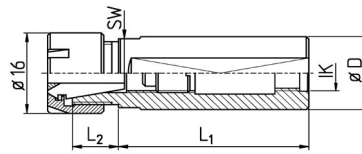
Pic. 1 (WD)



Pic. 2 (FL)



Pic. 3 (B)



Pic. 4 (IK)



ER11M = M13 x 0,75

ER-collet holders ER11M

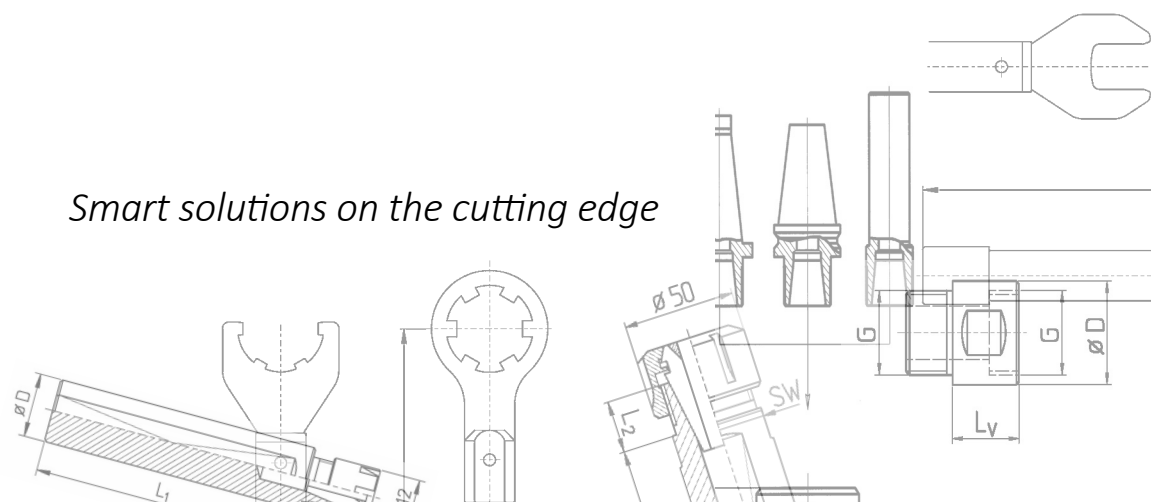
ORDER NO.	COLLET	D	L ₁	L ₂	IK / B	SW	PIC.	NUT	SPANNER
BEM110555	ER11	5	54	23	-	11	1*	ER11M	E11M
BEM110655	ER11	6	55	22	-	11	1*	ER11M	E11M
BEM110756	ER11	7	56	20	-	11	1*	ER11M	E11M
BEM110845	ER11	8	45	20	-	11	1*	ER11M	E11M
BEM110856	ER11	8	56	20	-	11	1*	ER11M	E11M
BEM1108100	ER11	8	100	21	-	11	1*	ER11M	E11M
BEM111060FL	ER11	10	60	21	-	11	1/2	ER11M	E11M
BEM111060	ER11	10	60	20	-	11	1*	ER11M	E11M
BEM111080	ER11	10	80	20	-	11	1*	ER11M	E11M
BEM111080FL	ER11	10	80	21	-	11	1/2	ER11M	E11M
BEM1110120	ER11	10	120	21	-	11	1*	ER11M	E11M
BEM1110120FL	ER11	10	120	21	-	11	1/2	ER11M	E11M
BEM111240	ER11	12	40	18	7	11	3*	ER11M	E11M
BEM111240FL	ER11	12	40	18	-	11	1/2	ER11M	E11M
BEM111280	ER11	12	80	17	-	11	1*	ER11M	E11M
BEM111280FL	ER11	12	80	17	-	11	1/2	ER11M	E11M
BEM1112124	ER11	12	124	18	-	11	1*	ER11M	E11M
BEM1112125FL	ER11	12	125	17	-	11	1/2	ER11M	E11M
BEM1112150	ER11	12	150	18	-	12	1*	ER11M	E11M
BEM1112150WD	ER11	12	150	18	-	11	1	ER11M	E11M
BEM1113140	ER11	1/2"	140	23	-	-	1*	ER11M	E11M
BEM111420	ER11	14	20	12	7	12	3*	ER11M	E11M
BEM111420WD	ER11	14	20	12	-	12	1	ER11M	E11M
BEM115850WD	ER11	5/8"	50	12	-	14	1	ER11M	E11M
BEM115880	ER11	5/8"	80	12	7	14	3*	ER11M	E11M
BEM115880FL	ER11	5/8"	80	12	7	14	2/3	ER11M	E11M
BEM1158125IKFL	ER11	5/8"	125	12	G1/8"	14	2/4	ER11M	E11M
BEM111620	ER11	16	20	12	7	14	3*	ER11M	E11M
BEM111620WD	ER11	16	20	12	7	14	3	ER11M	E11M
BEM111630	ER11	16	30	12	7	14	3*	ER11M	E11M
BEM111630WD	ER11	16	30	12	7	14	3	ER11M	E11M
BEM111636IKWD	ER11	16	36	12	G1/8"	14	1/4	ER11M	E11M

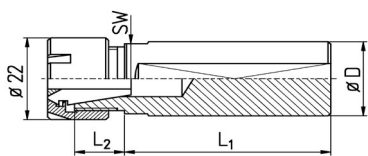
* = Without flat.

ER-collet holders ER11M

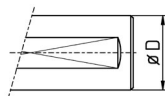
ORDER NO.	COLLET	D	L ₁	L ₂	IK / B	SW	PIC.	NUT	SPANNER
BEM111645	ER11	16	47	12	7	14	3*	ER11M	E11M
BEM111655	ER11	16	54	12	7	14	3*	ER11M	E11M
BEM111655IKWD	ER11	16	54	12	G1/8"	14	3	ER11M	E11M
BEM111675IKTWD	ER11	16	75	16	G1/8"	14	4	ER11M	E11M
BEM111680	ER11	16	80	12	7	14	3*	ER11M	E11M
BEM111680IKFL	ER11	16	80	12	G1/8"	14	2 / 4	ER11M	E11M
BEM111698IKWD	ER11	16	98	13	G1/8"	14	4	ER11M	E11M
BEM1116100	ER11	16	100	13	-	14	1*	ER11M	E11M
BEM1116125	ER11	16	125	12	6	14	3*	ER11M	E11M
BEM1116125FL	ER11	16	125	12	6	14	2 / 3	ER11M	E11M
BEM1116150IKTWD	ER11	16	148	16	G1/8"	14	4	ER11M	E11M
BEM1116150	ER11	16	150	12	-	14	1*	ER11M	E11M
BEM1116150FL	ER11	16	150	12	-	14	1 / 2	ER11M	E11M
BEM1116150FLB6	ER11	16	150	12	6	14	2 / 3	ER11M	E11M
BEM1116160	ER11	16	160	16	7	14	3*	ER11M	E11M
BEM1116180	ER11	16	180	12	-	14	1*	ER11M	E11M
BEM111880WD	ER11	18	80	45	-	-	1	ER11M	E11M
BEM1118115WD	ER11	18	114	11	-	-	1	ER11M	E11M
BEM1118310	ER11	18	310	12	-	15	1*	ER11M	E11M
BEM1118310WD	ER11	18	310	12	-	15	1	ER11M	E11M
BEM111950WD	ER11	3/4"	50	12	7	17	3	ER11M	E11M
BEM111960WD	ER11	3/4"	60	12	7	17	3	ER11M	E11M
BEM111970IK	ER11	3/4"	70	12	G1/8"	17	4*	ER11M	E11M
BEM111970IKFL	ER11	3/4"	70	12	G1/8"	17	2 / 4	ER11M	E11M
BEM111970IKWD	ER11	3/4"	70	12	G1/8"	17	4	ER11M	E11M
BEM1119100	ER11	3/4"	100	13	-	17	1*	ER11M	E11M
BEM1119115WD	ER11	3/4"	115	13	-	17	1*	ER11M	E11M
BEM112060IK	ER11	20	60	12	G1/8"	17	4*	ER11M	E11M
BEM112060IKWD	ER11	20	60	12	G1/8"	17	4	ER11M	E11M
BEM112090WD	ER11	20	90	11	7	17	4	ER11M	E11M
BEM1120100	ER11	20	100	13	-	17	1*	ER11M	E11M
BEM1120100IKWD	ER11	20	100	12	G1/8"	17	4	ER11M	E11M
BEM1120240	ER11	20	240	12	-	17	1*	ER11M	E11M
BEM1120240WD	ER11	20	240	12	-	17	1	ER11M	E11M
BEM1120250	ER11	20	247	13	-	17	1*	ER11M	E11M
BEM112270IKWD	ER11	22	69	12	G1/8"	19	4	ER11M	E11M
BEM112290IKOSWD**	ER11	22	90	12	G1/8"	-	4	ER11M	E11M
BEM112290IKOS**	ER11	22	90	12	G1/8"	-	4*	ER11M	E11M
BEM1122120IKOSWD	ER11	22	120	12	G1/8"	-	4	ER11M	E11M
BEM1122120WD	ER11	22	120	12	7	19	3	ER11M	E11M

* = Without flat, ** = Without spanner flat.

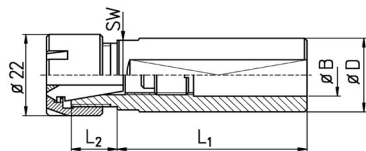




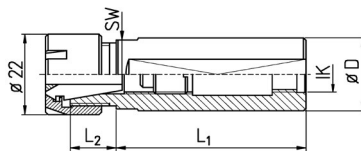
Pic. 1 (WD)



Pic. 2 (FL)



Pic. 3 (B)



Pic. 4 (IK)



ER16M = M19 x 1

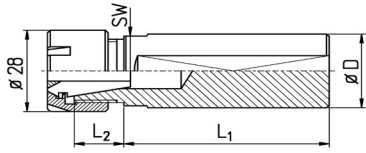
ER-collet holders ER16M

ORDER NO.	COLLET	D	L ₁	L ₂	IK / B	SW	PIC.	NUT	SPANNER
BEM160860	ER16	8	60	27	-	17	1*	ER16M	E16M
BEM161060	ER16	10	60	27	-	19	1*	ER16M	E16M
BEM161224	ER16	12	24	26	8	17	3*	ER16M	E16M
BEM161280	ER16	12	80	26	-	17	1*	ER16M	E16M
BEM1613140	ER16	1/2"	140	27	-	17	1*	ER16M	E16M
BEM161420IKFL	ER16	14	18	25	M8X1	17	2 / 4	ER16M	E16M
BEM161530FL	ER16	15	30	25	9	17	2 / 3	ER16M	E16M
BEM161590	ER16	15	90	20	-	17	1*	ER16M	E16M
BEM165835FL	ER16	5/8"	35	25	10	17	2 / 3	ER16M	E16M
BEM161620FL	ER16	16	20	25	9	17	2 / 3	ER16M	E16M
BEM161630	ER16	16	30	25	10	17	3*	ER16M	E16M
BEM161630FL	ER16	16	30	25	10	17	2 / 3	ER16M	E16M
BEM161635	ER16	16	35	25	10	17	3*	ER16M	E16M
BEM161635FL	ER16	16	35	25	10	17	2 / 3	ER16M	E16M
BEM161670IK	ER16	16	70	25	G1/8"	17	3*	ER16M	E16M
BEM161670FL	ER16	16	70	25	10	17	2 / 3	ER16M	E16M
BEM161680IK	ER16	16	80	27	G1/8"	17	4*	ER16M	E16M
BEM1616100	ER16	16	100	25	9	17	3*	ER16M	E16M
BEM1616100FL	ER16	16	100	25	9	17	2 / 3	ER16M	E16M
BEM1616150	ER16	16	150	25	6	17	3*	ER16M	E16M
BEM1616150FL	ER16	16	150	25	-	17	1 / 3	ER16M	E16M
BEM1616160	ER16	16	160	27	9	17	3*	ER16M	E16M
BEM1616160FL	ER16	16	160	27	9	17	2 / 3	ER16M	E16M
BEM1618110WD	ER16	18	110	12	10	17	3	ER16M	E16M
BEM1618280	ER16	18	280	25	-	-	1*	ER16M	E16M
BEM1618280IK	ER16	18	280	25	G1/8"	17	4*	ER16M	E16M
BEM1618320WD	ER16	18	320	25	-	17	1	ER16M	E16M
BEM161940IK	ER16	3/4"	40	13	1/4"	17	4*	ER16M	E16M
BEM161940IKFL	ER16	3/4"	40	13	1/4"	17	2 / 4	ER16M	E16M
BEM161950FL	ER16	3/4"	50	13	10	17	2 / 3	ER16M	E16M
BEM161950IK	ER16	3/4"	50	13	G1/4"	17	2*	ER16M	E16M
BEM161952IK	ER16	3/4"	52	12	G1/8"	17	4*	ER16M	E16M
BEM161950IKFL	ER16	3/4"	50	12	G1/4"	17	2 / 4	ER16M	E16M
BEM161970IKFL	ER16	3/4"	72	14	G1/4"	17	2 / 4	ER16M	E16M
BEM161970IKWD	ER16	3/4"	72	13	G1/8"	17	4	ER16M	E16M
BEM161970IK	ER16	3/4"	72	14	G1/4"	17	4*	ER16M	E16M
BEM1619100IKFL	ER16	3/4"	102	13	G1/4"	17	2 / 4	ER16M	E16M
BEM1619100IK	ER16	3/4"	99	16	G1/4"	17	4*	ER16M	E16M
BEM1619120IK	ER16	3/4"	120	13	G1/8"	17	4*	ER16M	E16M
BEM1619120IKWD	ER16	3/4"	121	13	G1/8"	17	4	ER16M	E16M
BEM1619140	ER16	3/4"	140	13	10	17	3*	ER16M	E16M
BEM1619155	ER16	3/4"	155	17	-	-	1*	ER16M	E16M
BEM1619200	ER16	3/4"	200	15	-	17	1*	ER16M	E16M
BEM162038IK	ER16	20	38	16	G1/4"	17	4+	ER16M	E16M
BEM162038IKWD	ER16	20	38	16	G1/4"	17	4	ER16M	E16M
BEM162038IKFL	ER16	20	38	16	G1/4"	17	2 / 4	ER16M	E16M
BEM162038WD	ER16	20	38	16	10	17	3	ER16M	E16M

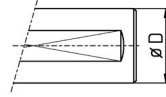
* = Without flat.

ORDER NO.	COLLET	D	L ₁	L ₂	IK / B	SW	PIC	NUT	SPANNER
BEM162050FL	ER16	20	50	15	10	17	2 / 3	ER16M	E16M
BEM162070	ER16	20	70	15	-	-	1*	ER16M	E16M
BEM162070FL	ER16	20	70	15	10	17	2 / 3	ER16M	E16M
BEM162070IKWD	ER16	20	70	15	G1/4"	17	4	ER16M	E16M
BEM1620100FL	ER16	20	100	15	10	17	2 / 3	ER16M	E16M
BEM1620100IK	ER16	20	100	16	G1/4"	17	4*		
BEM1620100IKWD	ER16	20	100	15	1/8"	17	4	ER16M	E16M
BEM1620120	ER16	20	120	16	10	17	3*	ER16M	E16M
BEM1620120FL	ER16	20	120	15	10	17	2 / 3	ER16M	E16M
BEM1620140	ER16	20	140	15	10	17	3*	ER16M	E16M
BEM1620140FL	ER16	20	140	15	10	17	2 / 3	ER16M	E16M
BEM1620150IK	ER16	20	148	22	G1/8"	17	4*	ER16M	E16M
BEM1620150IKWD	ER16	20	148	22	G1/8"	17	4	ER16M	E16M
BEM1620170FL	ER16	20	170	15	10	17	2 / 3	ER16M	E16M
BEM1620170	ER16	20	170	15	10	17	3*	ER16M	E16M
BEM1620200	ER16	20	200	15	9	17	3*	ER16M	E16M
BEM1620200FL	ER16	20	200	15	9	17	2 / 3	ER16M	E16M
BEM162238WD	ER16	22	38	16	10	19	3	ER16M	E16M
BEM162238IKWD	ER16	22	38	16	G1/4"	19	4	ER16M	E16M
BEM162246WD #	ER16	22	46	15	10,5	-	1	ER16M	E16M
BEM162250WD	ER16	22	50	16	10	19	3	ER16M	E16M
BEM162250IKWD	ER16	22	50	16	G1/4"	19	4	ER16M	E16M
BEM162270IK	ER16	22	70	16	G1/4"	19	4*	ER16M	E16M
BEM162270IKFL	ER16	22	70	16	G1/4"	19	2 / 4	ER16M	E16M
BEM162270IKWD	ER16	22	70	16	G1/4"	19	4	ER16M	E16M
BEM162290IK	ER16	22	90	16	G1/4"	19	2 / 4	ER16M	E16M
BEM162290IKWD	ER16	22	90	16	G1/4"	19	4	ER16M	E16M
BEM1622100	ER16	22	100					ER16M	E16M
BEM1622105IKWD	ER16	22	105	16	G1/8"	19	4	ER16M	E16M
BEM1622114IKWD	ER16	22	114	16	G1/8"	19	4	ER16M	E16M
BEM1622120FL	ER16	22	120	16	10	19	2 / 3	ER16M	E16M
BEM1622120IKFL	ER16	22	120	16	G1/8"	19	2 / 4	ER16M	E16M
BEM1622120IK	ER16	22	120	16	G1/8"	19	4*	ER16M	E16M
BEM1622140IKWD	ER16	22	140	16	G1/8"	19	4	ER16M	E16M
BEM1622260	ER16	22	260	20	-	19	1*	ER16M	E16M
BEM162370IKWD	ER16	23	70	16	G1/4"	19	4	ER16M	E16M
BEM162530WD	ER16	25	31	15	10	22	3	ER16M	E16M
BEM162558IK	ER16	25	58	16	G1/4"	22	4*	ER16M	E16M
BEM162560IKFL	ER16	25	60	16	G1/4"	22	2 / 4	ER16M	E16M
BEM162560IKWD	ER16	25	60	16	10	22	4	ER16M	E16M
BEM162575	ER16	25	75	16		22	1	ER16M	E16M
BEM162575IK	ER16	25	75	16	G1/4"	22	4*	ER16M	E16M
BEM162575IKWD	ER16	25	75	16	G1/4"	22	4	ER16M	E16M
BEM1625100IK	ER16	25	100	16	G1/4"	22	4*	ER16M	E16M
BEM1625100IKWD	ER16	25	100	16	G1/4"	22	4	ER16M	E16M
BEM1625150IK	ER16	25	150	16	M14X1,5	22	4*	ER16M	E16M
BEM1625150IKTWD	ER16	25	150	16	M14X1,5	22	4	ER16M	E16M
BEM162638WD	ER16	1"	38	16	10	22	3	ER16M	E16M
BEM162638FL	ER16	1"	38	16	10	22	2 / 3	ER16M	E16M
BEM162638	ER16	1"	38	16	10	22	3*	ER16M	E16M
BEM162650FL	ER16	1"	50	16	10	22	2 / 3	ER16M	E16M
BEM162660	ER16	1"	60	16	10	22	3*	ER16M	E16M
BEM162660FL	ER16	1"	60	16	12	22	2	ER16M	E16M
BEM162660IKWD	ER16	1"	60	16	G1/4"	22	4	ER16M	E16M
BEM162665FL	ER16	1"	65	16	10	22	2 / 3	ER16M	E16M
BEM162675IK	ER16	1"	75	16	G1/4"	22	4*	ER16M	E16M
BEM162675FL	ER16	1"	75	15	10	22	2 / 3	ER16M	E16M
BEM162675IKWD	ER16	1"	75	16	G1/4"	22	4	ER16M	E16M
BEM162675WD	ER16	1"	75	16	10	22	3	ER16M	E16M
BEM1626100IK	ER16	1"	100	16	G1/4"	22	4*	ER16M	E16M
BEM1626100FL	ER16	1"	100	15	10	22	2 / 3	ER16M	E16M
BEM1626100WD	ER16	1"	100	16	-	-	1	ER16M	E16M
BEM1626120FL	ER16	1"	120	16	10	22	2 / 3	ER16M	E16M
BEM1626150IK	ER16	1"	150	16	G1/4"	22	4*	ER16M	E16M
BEM1626150IKWD	ER16	1"	150	16	G1/4"	22	4	ER16M	E16M
EM162890IKWD	ER16	28	90	16	M12X1	24	4	ER16M	E16M

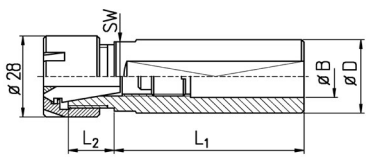

* = Without flat, # = For STAR SR20RIV (with flange and groove for sealing, clamping flat aslope).



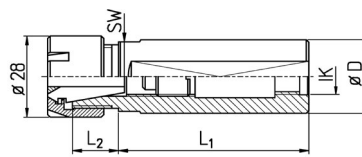
Pic. 1 (WD)



Pic. 2 (FL)



Pic. 3 (B)



Pic. 4 (IK)



ER20M = M24 x 1

ER-collet holders ER20M

ORDER NO.	COLLET	D	L ₁	L ₂	IK / B	SW	PIC.	NUT	SPANNER
BEM2015100	ER20	15	100	32	-	22	1*	ER20M	E20M
BEM201650	ER20	16	50	32	11	22	3*	ER20M	E20M
BEM201650FL	ER20	16	50	32	11	22	2 / 3	ER20M	E20M
BEM2016100	ER20	16	100	32	-	22	1*	ER20M	E20M
BEM2016100FL	ER20	16	100	32	-	22	1 / 2	ER20M	E20M
BEM201865	ER20	18	65	27	13	22	3*	ER20M	E20M
BEM201870	ER20	18	70	28	11	22	3*	ER20M	E20M
BEM201938	ER20	3/4"	38	25		22	1*	ER20M	E20M
BEM201938WD	ER20	3/4"	38	25		22	1	ER20M	E20M
BEM201950IK	ER20	3/4"	50	25	G1/4"	22	4*	ER20M	E20M
BEM201950FL	ER20	3/4"	50	25	12	22	2 / 3	ER20M	E20M
BEM201970	ER20	3/4"	70	25	12	22	3*	ER20M	E20M
BEM201970FL	ER20	3/4"	70	25	12	22	2 / 3	ER20M	E20M
BEM2019125IK	ER20	3/4"	125	25	G1/8"	22	4*	ER20M	E20M
BEM2019125IKWD	ER20	3/4"	125	25	G1/8"	22	4	ER20M	E20M
BEM202050	ER20	20	50	25	13	22	3*	ER20M	E20M
BEM202050FL	ER20	20	50	25	13	22	2 / 3	ER20M	E20M
BEM202064IKTWD	ER20	20	64	23	M12X1,5	22	4	ER20M	E20M
BEM202085IK	ER20	20	85	25	M12X1,5	22	4*	ER20M	E20M
BEM202085IKTWD	ER20	20	85	25	M12X1,5	-	4	ER20M	E20M
BEM202085IKWD	ER20	20	85	25	G1/4"	22	4	ER20M	E20M
BEM2020100	ER20	20	100	26	11	22	3*	ER20M	E20M
BEM2020100FL	ER20	20	100	26	12	22	2 / 3	ER20M	E20M
BEM2020110IKTWD	ER20	20	110	23	M12X1,5	22	4	ER20M	E20M
BEM2020150IK	ER20	20	150	25	G1/4"	22	4*	ER20M	E20M
BEM2020150IKWD	ER20	20	150	25	G1/4"	22	4	ER20M	E20M
BEM202270IKFL	ER20	22	70	25	G1/4"	22	2 / 4	ER20M	E20M
BEM202270IKWD	ER20	22	70	25	G1/4"	22	4	ER20M	E20M
BEM202290	ER20	22	90	25	12	22	3*	ER20M	E20M
BEM202290IKWD	ER20	22	90	22	G1/4"	22	4	ER20M	E20M

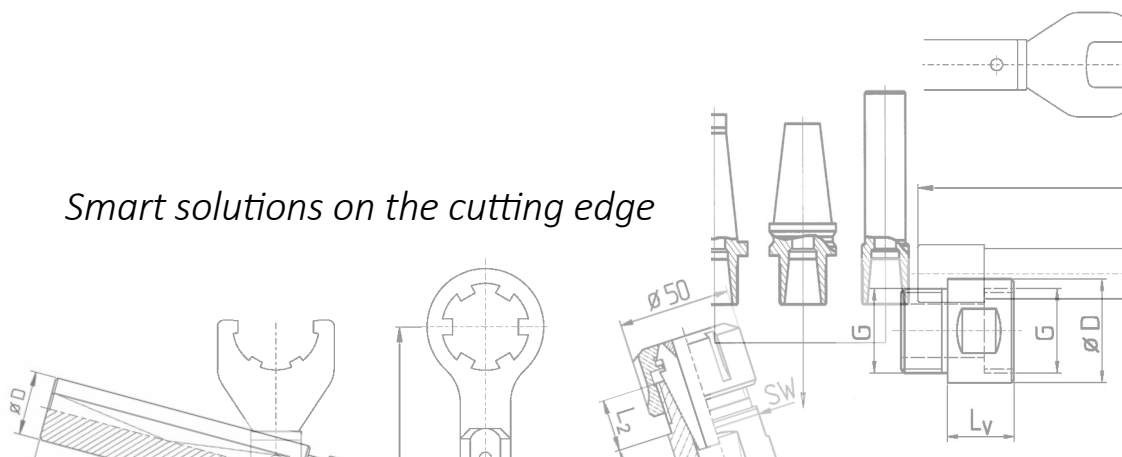
* = Without flat.

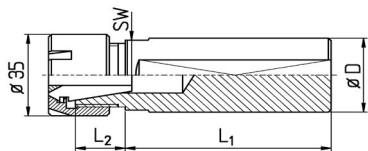
ER-collet holders ER20M

ORDER NO.	COLLET	D	L ₁	L ₂	IK / B	SW	PIC.	NUT	SPANNER
BEM202540FL	ER20	25	40	16	-	-	1 / 2	ER20M	E20M
BEM202550FL	ER20	25	50	16	13	22	2 / 3	ER20M	E20M
BEM202550	ER20	25	50	16	13	22	3*	ER20M	E20M
BEM202560IKWD	ER20	25	60	16	G1/4"	22	4	ER20M	E20M
BEM202575IK	ER20	25	75	16		22	4*	ER20M	E20M
BEM202575FL	ER20	25	75	16	13	22	2 / 3	ER20M	E20M
BEM2025100IK	ER20	25	100	27	M14X1,5	22	4*	ER20M	E20M
BEM2025100IKWD	ER20	25	100	16	G1/4"	22	4	ER20M	E20M
BEM2025100FL	ER20	25	100	17	13	22	2 / 3	ER20M	E20M
BEM2025140IKFL	ER20	25	140	16	G1/4"	22	2 / 4	ER20M	E20M
BEM2025140IK	ER20	25	140	16	G1/4"	22	4*	ER20M	E20M
BEM2025150IKWD	ER20	25	150	16	M14X1,5	22	4	ER20M	E20M
BEM2025150WD	ER20	25	150	24	M14X1,5	22	3	ER20M	E20M
BEM2025150IK	ER20	25	153	16	M14X1,5	22	4*	ER20M	E20M
BEM2025170IK	ER20	25	169	16	G1/4"	22	4*	ER20M	E20M
BEM2025170IKWD	ER20	25	169	16	G1/4"	22	4	ER20M	E20M
BEM2025200IK	ER20	25	198	17	M14X1,5	22	4*	ER20M	E20M
BEM2025200IKWD	ER20	25	198	17	G1/4"	22	4	ER20M	E20M
BEM202640	ER20	1"	38	16	13	22	3*	ER20M	E20M
BEM202640IKWD	ER20	1"	38	16	G1/4"	22	4	ER20M	E20M
BEM202640FL	ER20	1"	38	16	13	22	2 / 3	ER20M	E20M
BEM202670IKWD	ER20	1"	70	16	G1/4"	22	4	ER20M	E20M
BEM202675IK	ER20	1"	75	16	13	22	4*	ER20M	E20M
BEM202675FL	ER20	1"	75	16	13	22	2 / 3	ER20M	E20M
BEM202675IKWD	ER20	1"	75	16	G1/4"	22	4	ER20M	E20M
BEM202680WD	ER20	1"	82	16	13	22	3	ER20M	E20M
BEM2026100	ER20	1"	100	27	-	-	1*	ER20M	E20M
BEM2026100FL	ER20	1"	100	16	13	22	2 / 3	ER20M	E20M
BEM2026100IK	ER20	1"	100	16	G1/4"	-	4*	ER20M	E20M
BEM2026100IKWD	ER20	1"	100	16	G1/4"	22	4	ER20M	E20M
BEM2026140FL	ER20	1"	139	17	13	22	2 / 3	ER20M	E20M
BEM2026155IK	ER20	1"	155	17	M12X1,5	22	4*	ER20M	E20M
BEM202890IKWD	ER20	28	90	17	M12X1,5	24	4	ER20M	E20M
BEM203250IKWD	ER20	32	50	34	G1/4"	22	4	ER20M	E20M
BEM203255IKWD	ER20	32	55	17	G1/4"	27	4	ER20M	E20M
BEM203280IKWD	ER20	32	80	17	G1/8"	27	4	ER20M	E20M
BEM203280WD	ER20	32	80	17	13	27	3	ER20M	E20M
BEM203280IK	ER20	32	80	15	G1/4"	27	4*	ER20M	E20M
BEM2032100IKWD	ER20	32	101	18	G1/4"	27	4	ER20M	E20M

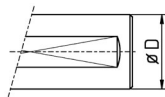
* = Without flat.

Smart solutions on the cutting edge

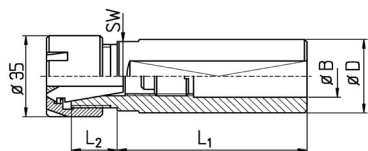




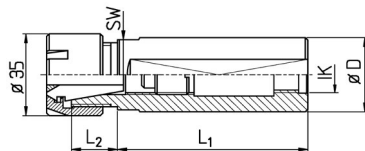
Pic. 1 (WD)



Pic. 2 (FL)



Pic. 3 (B)



Pic. 4 (IK)



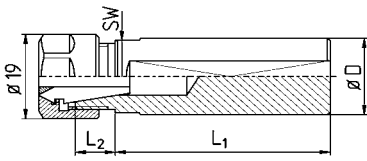
ER25M = M30 x 1

ER-collet holders ER25M

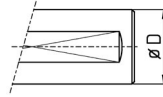
ORDER NO.	COLLET	D	L ₁	L ₂	IK / B	SW	PIC.	NUT	SPANNER
BEM251350	ER25	13	50	35	-	27	1*	ER25M	E25M
BEM2516100FL	ER25	16	100	36	-	27	1/2	ER25M	E25M
BEM2516100	ER25	16	100	36	-	27	1*	ER25M	E25M
BEM251950	ER25	3/4"	50	33	12	27	3*	ER25M	E25M
BEM251950FL	ER25	3/4"	50	33	12	27	2/3	ER25M	E25M
BEM251970	ER25	3/4"	70	33	13	27	3*	ER25M	E25M
BEM251975	ER25	3/4"	74	33	13	27	3*	ER25M	E25M
BEM2519100	ER25	3/4"	100	33	-	-	1*	ER25M	E25M
BEM252050	ER25	20	50	33	13	27	3*	ER25M	E25M
BEM252050FL	ER25	20	50	33	14	27	2/3	ER25M	E25M
BEM252075FSL	ER25	20	75	33	14	27	2/3	ER25M	E25M
BEM2520100IK	ER25	20	100	34	-	27	4*	ER25M	E25M
BEM2520100FL	ER25	20	100	34	12	27	2/3	ER25M	E25M
BEM2520150IK	ER25	20	150	33	G1/4"	-	4*	ER25M	E25M
BEM2520150FL	ER25	20	150	33	-	27	1/2	ER25M	E25M
BEM2520150IKFL	ER25	20	150	33	G1/4"	27	2/4	ER25M	E25M
BEM252275FL	ER25	22	75	33	14	27	2/3	ER25M	E25M
BEM252550	ER25	25	50	27	17	27	3*	ER25M	E25M
BEM252550FL	ER25	25	50	27	17	27	2/3	ER25M	E25M
BEM252575	ER25	25	75	27	17	27	3*	ER25M	E25M
BEM252575FL	ER25	25	75	27	17	27	2/3	ER25M	E25M
BEM2525100IK	ER25	25	100	27	G1/4"	27	4*	ER25M	E25M
BEM2525100IKWD	ER25	25	100	27	G1/4"	27	4	ER25M	E25M
BEM2525150IK	ER25	25	150	27	M14X1,5	27	4*	ER25M	E25M
BEM2525150IKTWD	ER25	25	150	27	M14X1,5	27	4	ER25M	E25M
BEM2525180IKWD	ER25	25	180	27	G1/4"	27	4	ER25M	E25M
BEM252675IKWD	ER25	1"	75	27	G1/4"	27	4	ER25M	E25M
BEM252675IKFL	ER25	1"	75	27	G1/4"	-	2/4	ER25M	E25M
BEM2526100FL	ER25	1"	100	27	14	-	1/2	ER25M	E25M
BEM2526150WD	ER25	1"	150	27	14	27	3	ER25M	E25M
BEM252890WD	ER25	28	90	16	16	24	3	ER25M	E25M
BEM2530150	ER25	30	150	16	17	27	3*	ER25M	E25M
BEM2530150FL	ER25	30	150	14	17	27	2/3	ER25M	E25M
BEM2530180	ER25	30	180	14	17	27	3*	ER25M	E25M
BEM2530180FL	ER25	30	180	14	17	27	2/3	ER25M	E25M
BEM2531180	ER25	31	180	14	18	27	3*	ER25M	E25M
BEM253250WD	ER25	32	50	24	17	-	1	ER25M	E25M
BEM253260WD	ER25	32	62	16	17	27	3	ER25M	E25M
BEM253280IKWD	ER25	32	80	16	G1/4"	27	4	ER25M	E25M
BEM2532179	ER25	32	179	16	17	27	3*	ER25M	E25M
BEM2532180WD	ER25	32	180	16	17	27	3	ER25M	E25M

* = Without flat.

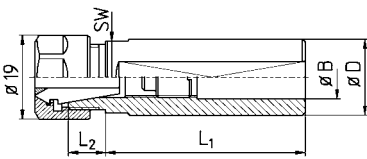
Collet holders ER_ _



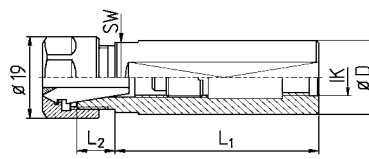
Pic. 1 (WD)



Pic. 2 (FL)



Pic. 3 (B)



Pic. 4 (IK)

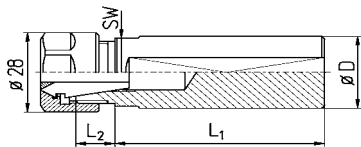


UM/ER11 = M14 x 0,75

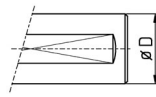
ER-collet holders ER11

ORDER NO.	COLLET	D	L ₁	L ₂	IK / B	SW	PIC.	NUT	SPANNER
BEU110865	ER11	8	66	21	-	11	1*	UM/ER11	GS17
BEU1110150	ER11	10	150	22	-	12	1*	UM/ER11	GS17
BEU111370	ER11	1/2"	70	23	-	12	1*	UM/ER11	GS17
BEU111425	ER11	14	26	11	7	12	3*	UM/ER11	GS17
BEU111465	ER11	14	64	9	6	-	3*	UM/ER11	GS17
BEU1118310	ER11	18	310	12	-	15	1*	UM/ER11	GS17
BEU111930WD	ER11	3/4"	29	8	7	17	3	UM/ER11	GS17
BEU111932WD	ER11	3/4"	32	17	-	-	1/3	UM/ER11	GS17
BEU111940WD	ER11	3/4"	38	10	7	17	3	UM/ER11	GS17
BEU111950WD	ER11	3/4"	50	12	7	17	3	UM/ER11	GS17
BEU111955WD	ER11	3/4"	55	12	7	17	3	UM/ER11	GS17
BEU111960WD	ER11	3/4"	60	12	7	17	3	UM/ER11	GS17
BEU111970IKWD	ER11	3/4"	70	12	G1/8"	17	4	UM/ER11	GS17
BEU1119125IK	ER11	3/4"	125	12	G1/8"	17	4*	UM/ER11	GS17
BEU1119125WD	ER11	3/4"	125	12	7	17	3	UM/ER11	GS17
BEU112030	ER11	20	30	12	-	17	1*	UM/ER11	GS17
BEU112030WD	ER11	20	30	11	7	17	3	UM/ER11	GS17
BEU112050WD	ER11	20	50	12	7	17	3	UM/ER11	GS17
BEU112060	ER11	20	60	12	7	17	3*	UM/ER11	GS17
BEU112060WD	ER11	20	60	12	7	17	3	UM/ER11	GS17
BEU112080WD	ER11	20	80	12	7	17	3	UM/ER11	GS17
BEU1120100	ER11	20	100	12	7	17	3*	UM/ER11	GS17
BEU1120100FL	ER11	20	100	12	7	17	2/3	UM/ER11	GS17
BEU1120145IK	ER11	20	145	12	G1/8"	17	4*	UM/ER11	GS17
BEU1120170	ER11	20	170	11	-	17	1*	UM/ER11	GS17
BEU1120245	ER11	20	245	13	-	17	1*	UM/ER11	GS17
BEU112270IK	ER11	22	70	13	G1/4"	19	4*	UM/ER11	GS17
BEU112270IKFL	ER11	22	70	13	G1/4"	19	2/4	UM/ER11	GS17
BEU112290IK	ER11	22	90	12	G1/4"	19	4*	UM/ER11	GS17
BEU112290IKFL	ER11	22	90	12	G1/4"	19	2/4	UM/ER11	GS17
BEU112290IKWD	ER11	22	90	12	G1/4"	19	4	UM/ER11	GS17
BEU112570	ER11	25	70	12	7	22	3*	UM/ER11	GS17
BEU112570WD	ER11	25	70	12	7	22	3	UM/ER11	GS17
BEU112585	ER11	25	85	12	7	22	3*	UM/ER11	GS17
BEU112585WD	ER11	25	85	12	7	22	3	UM/ER11	GS17
BEU112675WD	ER11	1"	73	12	7	22	3	UM/ER11	GS17
BEU112675IKWD	ER11	1"	75	12	G1/4"	22	4	UM/ER11	GS17

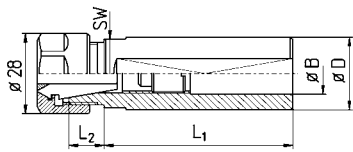
* = Without flat.



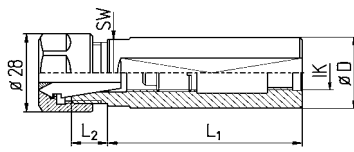
Pic. 1 (WD)



Pic. 2 (FL)



Pic. 3 (B)



Pic. 4 (IK)

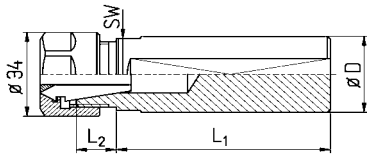


UM/ER16 = M22 x 1,5

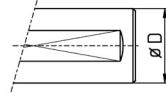
ER-collet holders ER16

ORDER NO.	COLLET	D	L ₁	L ₂	IK / B	SW	PIC.	NUT	SPANNER
BEU161060	ER16	10	60	27	-	19	1*	UM/ER16	GS25
BEU161060B5	ER16	10	60	27	5	19	3*	UM/ER16	GS25
BEU161240	ER16	12	40	25	7	19	3*	UM/ER16	GS25
BEU161240B9	ER16	12	40	25	9	19	3*	UM/ER16	GS25
BEU1613100	ER16	1/2"	100	27	9	19	3*	UM/ER16	GS25
BEU161460	ER16	14	60	27	9	19	3*	UM/ER16	GS25
BEU161550	ER16	15	50	13	9	19	3*	UM/ER16	GS25
BEU165860	ER16	5/8"	60	25	10	19	3*	UM/ER16	GS25
BEU161660	ER16	16	60	25	10	19	3*	UM/ER16	GS25
BEU161660FL	ER16	16	60	25	10	19	2 / 3	UM/ER16	GS25
BEU161940	ER16	3/4"	38	25	10	19	3*	UM/ER16	GS25
BEU161940WD	ER16	3/4"	38	25	10	19	3	UM/ER16	GS25
BEU161945	ER16	3/4"	46	13	10	-	3*	UM/ER16	GS25
BEU161950	ER16	3/4"	50	22	10	19	3*	UM/ER16	GS25
BEU161950FL	ER16	3/4"	50	25	10	19	2 / 3	UM/ER16	GS25
BEU161955	ER16	3/4"	55	15	10	17	3*	UM/ER16	GS25
BEU161955WD	ER16	3/4"	55	15	10	17	3	UM/ER16	GS25
BEU1619100	ER16	3/4"	100	25	10	19	3*	UM/ER16	GS25
BEU162050	ER16	20	50	22	10	19	3*	UM/ER16	GS25
BEU162050FL	ER16	20	50	22	10	19	2 / 3	UM/ER16	GS25
BEU162075WD	ER16	20	73	12	10	17	3	UM/ER16	GS25
BEU1620100FL	ER16	20	100	24	10	19	2 / 3	UM/ER16	GS25
BEU1620100	ER16	20	100	14	12	19	3*	UM/ER16	GS25
BEU162245	ER16	22	44	12	10	19	-	UM/ER16	GS25
BEU162255IKWD	ER16	22	54	12	G1/4"	19	4	UM/ER16	GS25
BEU1622105	ER16	22	103	12	10	19	3*	UM/ER16	GS25
BEU1622105WD	ER16	22	103	12	10	19	3	UM/ER16	GS25
BEU162560FL	ER16	25	60	16	10	22	2 / 3	UM/ER16	GS25
BEU162575WD	ER16	25	75	16	10	22	3	UM/ER16	GS25
BEU1625100	ER16	25	100	16	10	22	3*	UM/ER16	GS25
BEU1625100FL	ER16	25	100	16	10	22	2 / 3	UM/ER16	GS25
BEU1625125IK	ER16	25	125	16	G1/4"	22	4*	UM/ER16	GS25
BEU1625125IKWD	ER16	25	125	16	G1/4"	22	4	UM/ER16	GS25
BEU1625150IK	ER16	25	150	16	G1/4"	22	4*	UM/ER16	GS25
BEU1625150IKWD	ER16	25	150	16	G1/4"	22	4	UM/ER16	GS25
BEU1625220	ER16	25	220	23	-	19	1*	UM/ER16	GS25
BEU1625220WD	ER16	25	220	23	-	19	1*	UM/ER16	GS25
BEU162640WD	ER16	1"	38	16	10	22	3	UM/ER16	GS25
BEU162640FL	ER16	1"	38	16	10	22	2 / 3	UM/ER16	GS25
BEU162660	ER16	1"	58	16	-	-	1*	UM/ER16	GS25
BEU162660IKWD	ER16	1"	58	16	G1/4"	22	4	UM/ER16	GS25
BEU162660FL	ER16	1"	58	16	10	22	2 / 3	UM/ER16	GS25
BEU162675	ER16	1"	75	16	10	22	3*	UM/ER16	GS25
BEU162675IKWD	ER16	1"	75	16	G1/4"	22	4	UM/ER16	GS25
BEU1626100	ER16	1"	100	16	10	22	3*	UM/ER16	GS25
BEU1626100FL	ER16	1"	100	16	10	22	2 / 3	UM/ER16	GS25
BEU1626124WD	ER16	1"	124	16	10	22	3	UM/ER16	GS25
BEU163220WD	ER16	32	20	16	10	-	1	UM/ER16	GS25
BEU163240WD	ER16	32	40	16	10	-	1	UM/ER16	GS25
BEU163260IK	ER16	32	60	16	G1/4"	27	4*	UM/ER16	GS25
BEU163260IKFL	ER16	32	60	16	G1/4"	-	2 / 4	UM/ER16	GS25
BEU1632125	ER16	32	125	16	-	27	1*	UM/ER16	GS25
BEU164060FL	ER16	40	60	25	10	-	2 / 3	UM/ER16	GS25

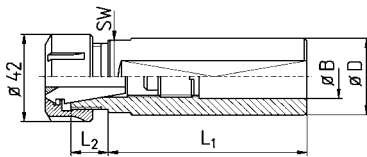
* = Without flat.



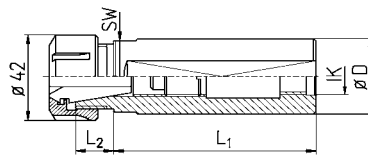
Pic. 1 (WD)



Pic. 2 (FL)



Pic. 3 (B)



Pic. 4 (IK)

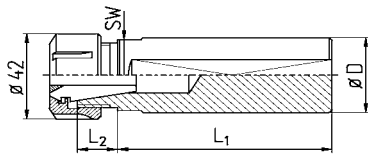


UM/ER25 = M32 x 1,5

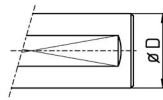
ER-collet holders ER20

ORDER NO.	COLLET	D	L ₁	L ₂	IK / B	SW	PIC.	NUT	SPANNER
BEU2013100	ER20	1/2"	100	35	-	-	1*	UM/ER20	GS30
BEU2058100	ER20	5/8"	100	35	-	-	1*	UM/ER20	GS30
BEU201935	ER20	3/4"	36	17	13	-	3*	UM/ER20	GS30
BEU201940	ER20	3/4"	38	16	13	-	3*	UM/ER20	GS30
BEU201950	ER20	3/4"	50	22	13	22	3*	UM/ER20	GS30
BEU201950K	ER20	3/4"	50	16	13	-	4*	UM/ER20	GS30
BEU202030	ER20	20	30	25	13	22	3	UM/ER20	GS30
BEU202050IKFL	ER20	20	50	17	13	-	2 / 4	UM/ER20	GS30
BEU202055	ER20	20	54	22	12	22	3*	UM/ER20	GS30
BEU202060FL	ER20	20	60	25	13	22	2 / 3	UM/ER20	GS30
BEU202060	ER20	20	60	22	13	22	3*	UM/ER20	GS30
BEU202085IKWD	ER20	20	85	25	M12 X 1,5	22	1 / 4	UM/ER20	GS30
BEU2020100	ER20	20	100	25	13	22	3*	UM/ER20	GS30
BEU2020100FL	ER20	20	100	25	13	22	2 / 3	UM/ER20	GS30
BEU2025100IK	ER20	25	102	14	G1/4"	22	4*	UM/ER20	GS30
BEU2025100IKWD	ER20	25	102	14	G1/4"	22	4	UM/ER20	GS30
BEU2025145IKWD	ER20	25	143	13	G1/4"	22	4	UM/ER20	GS30
BEU202640	ER20	1"	38	15	13	22	3*	UM/ER20	GS30
BEU202640FL	ER20	1"	38	15	13	22	2 / 3	UM/ER20	GS30
BEU202685WD	ER20	1"	83	14	13	22	3	UM/ER20	GS30
BEU2026100	ER20	1"	100	16	13	22	3*	UM/ER20	GS30
BEU2032125	ER20	32	125	16	-	27	1*	UM/ER20	GS30

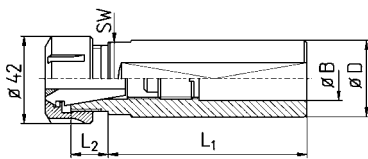
* = Without flat.



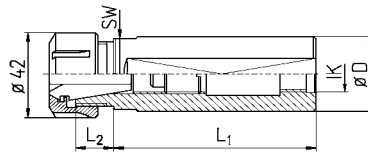
Pic. 1 (WD)



Pic. 2 (FL)



Pic. 3 (B)



Pic. 4 (IK)

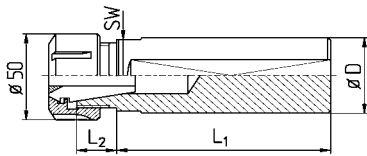


UM/ER25 = M32 x 1,5

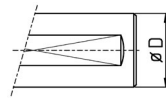
ER-collet holders ER25

ORDER NO.	COLLET	D	L ₁	L ₂	IK / B	SW	PIC.	NUT	SPANNER
BEU2516100	ER25	16	100	36	-	27	1*	UM/ER25	E25
BEU2516100FL	ER25	16	100	36	-	27	2 / 3	UM/ER25	E25
BEU251950	ER25	3/4"	50	33	13	27	3*	UM/ER25	E25
BEU251950FL	ER25	3/4"	50	33	13	27	2 / 3	UM/ER25	E25
BEU2519100	ER25	3/4"	100	33	13	27	3*	UM/ER25	E25
BEU252050	ER25	20	50	33	14	27	3*	UM/ER25	E25
BEU252050OB	ER25	20	50	33	--	27	1*	UM/ER25	E25
BEU252050FL	ER25	20	50	33	14	27	2 / 3	UM/ER25	E25
BEU2520100	ER25	20	100	35	12	27	3*	UM/ER25	E25
BEU2520100FL	ER25	20	100	36	13	27	2 / 3	UM/ER25	E25
BEU252550	ER25	25	50	27	17	27	3*	UM/ER25	E25
BEU252550OB	ER25	25	50	27	--	27	1*	UM/ER25	E25
BEU252550FL	ER25	25	50	27	17	27	2 / 3	UM/ER25	E25
BEU252550K	ER25	25	50	20	17	-	4*	UM/ER25	E25
BEU2525100	ER25	25	100	27	14	27	3*	UM/ER25	E25
BEU2525100WD	ER25	25	100	27	14	27	3	UM/ER25	E25
BEU2525150	ER25	25	150	27	14	27	3*	UM/ER25	E25
BEU2525150IK	ER25	25	150	27	G1/4"	27	4*	UM/ER25	E25
BEU2525150IKWD	ER25	25	150	27	G1/4"	27	4	UM/ER25	E25
BEU2525150FL	ER25	25	150	27	14	27	2 / 3	UM/ER25	E25
BEU252650	ER25	1"	50	27	17	27	3*	UM/ER25	E25
BEU252660WD	ER25	1"	60	27	17	27	3	UM/ER25	E25
BEU2526100	ER25	1"	100	27	14	27	3*	UM/ER25	E25
BEU2526100FL	ER25	1"	100	27	17	27	2 / 3	UM/ER25	E25
BEU253060	ER25	30	60	27	17	27	3*	UM/ER25	E25
BEU253060FL	ER25	30	60	27	17	27	2 / 3	UM/ER25	E25
BEU253185	ER25	1 1/4"	85	15	17	27	3*	UM/ER25	E25
BEU2531180	ER25	1 1/4"	180	14	17	27	3*	UM/ER25	E25
BEU2531180FL	ER25	1 1/4"	180	14	17	27	2 / 3	UM/ER25	E25
BEU253275	ER25	32	75	15	18	-	3*	UM/ER25	E25
BEU2532110	ER25	32	110	14	17	27	3*	UM/ER25	E25
BEU2532110FL	ER25	32	110	14	17	27	2 / 3	UM/ER25	E25
BEU2532115	ER25	32	116	14	-	27	1*	UM/ER25	E25
BEU2532125	ER25	32	127	15	-	27	1*	UM/ER25	E25
BEU2532180	ER25	32	180	14	17	27	3*	UM/ER25	E25
BEU254080	ER25	40	80	18	17	36	3*	UM/ER25	E25

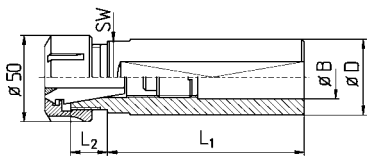
* = Without flat.



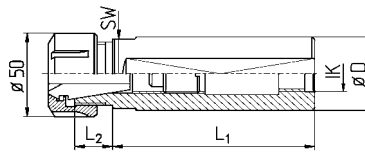
Pic. 1 (WD)



Pic. 2 (FL)



Pic. 3 (B)



Pic. 4 (IK)

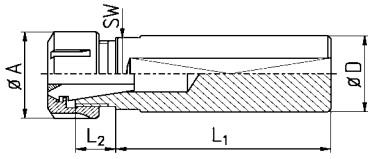


UM/ER32 = M40 x 1,5

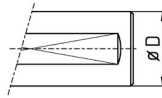
ER-collet holders ER32

ORDER NO.	COLLET	D	L ₁	L ₂	IK / B	SW	PIC.	NUT	SPANNER
BEU321950	ER32	3/4"	50	40	13	36	3*	UM/ER32	E32
BEU3219100	ER32	3/4"	100	40	13	36	3*	UM/ER32	E32
BEU322050	ER32	20	50	40	13	36	3*	UM/ER32	E32
BEU322050FL	ER32	20	50	40	13	36	2 / 3	UM/ER32	E32
BEU3220100	ER32	20	100	40	13	36	3*	UM/ER32	E32
BEU3220100FL	ER32	20	100	40	13	36	2 / 3	UM/ER32	E32
BEU322550	ER32	25	50	40	18	36	3*	UM/ER32	E32
BEU322550FL	ER32	25	50	40	18	36	2 / 3	UM/ER32	E32
BEU3225100	ER32	25	100	40	17	36	3*	UM/ER32	E32
BEU3225100FL	ER32	25	100	40	17	36	2 / 3	UM/ER32	E32
BEU322650	ER32	1"	50	40	19	36	3*	UM/ER32	E32
BEU3226100	ER32	1"	100	40	16	36	3*	UM/ER32	E32
BEU323060	ER32	30	60	27	18	36	3*	UM/ER32	E32
BEU323060WD	ER32	30	60	27	18	36	3	UM/ER32	E32
BEU323065FL	ER32	30	65	20	-	-	2 / 3	UM/ER32	E32
BEU323160	ER32	1 1/4"	60	27	20	36	3*	UM/ER32	E32
BEU323260	ER32	32	60	27	20	36	3*	UM/ER32	E32
BEU3232100FL	ER32	32	100	27	20	36	2 / 3	UM/ER32	E32
BEU3232125	ER32	32	125	26	-	36	1*	UM/ER32	E32
BEU324070FL	ER32	40	70	18	20	36	2 / 3	UM/ER32	E32
BEU324080	ER32	40	80	17	20	36	3*	UM/ER32	E32
BEU3240130	ER32	40	130	17	20	36	3*	UM/ER32	E32
BEU3240130FL	ER32	40	130	17	20	36	2 / 3	UM/ER32	E32
BEU3240145	ER32	40	145	45	20	46	3*	UM/ER32	E32
BEU3240210	ER32	40	210	18	20	-	3*	UM/ER32	E32

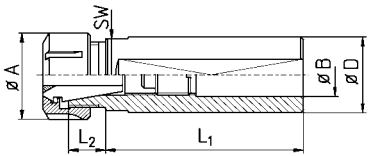
* = Without flat.



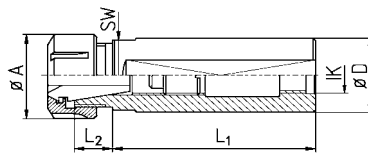
Pic. 1 (WD)



Pic. 2 (FL)



Pic. 3 (B)



Pic. 4 (IK)



UM/ER40 = M50 x 1,5
UM/ER50 = M64 x 2,0

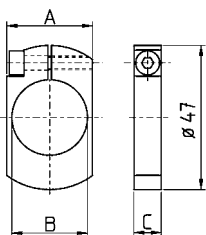
ER-collet holders ER40 and ER50

ORDER NO.	COLLET	D	L ₁	L ₂	A	IK / B	SW	PIC.	NUT	SPANNER
BEU401960	ER40	3/4"	60	43	63	12	46	3*	UM/ER40	E40
BEU402060	ER40	20	60	42	63	12	46	3*	UM/ER40	E40
BEU402550	ER40	25	50	45	63	17	46	3*	UM/ER40	E40
BEU402550FL	ER40	25	50	45	63	18	46	2 / 3	UM/ER40	E40
BEU402650	ER40	1"	50	45	63	18	46	3*	UM/ER40	E40
BEU403160	ER40	1 1/4"	60	43	63	23	46	3*	UM/ER40	E40
BEU403160WD	ER40	1 1/4"	60	57	63	-	-	3	UM/ER40	E40
BEU403175	ER40	1 1/4"	75	43	63	25	41	3*	UM/ER40	E40
BEU403260	ER40	32	60	3	63	22	46	3*	UM/ER40	E40
BEU403680	ER40	36	80	43	63	23	46	3*	UM/ER40	E40
BEU404075	ER40	40	75	63	63	46	46	3*	UM/ER40	E40
BEU404080	ER40	40	80	44	63	26,5	46	3*	UM/ER40	E40
BEU404080FL	ER40	40	80	43	63	26,5	46	2 / 3	UM/ER40	E40
BEU4040200	ER40	40	200	26	63	25	-	3*	UM/ER40	E40
BEU4050180	ER40	50	180	18	63	26,5	46	3*	UM/ER40	E40
BEU5050170WD	ER50	50	170	35	78	15	-	3	UM/ER50	E50

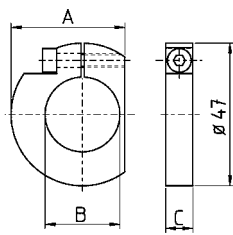
* = Without flat.

ER-collet holder stops

Collet holder stops | for pre-setting



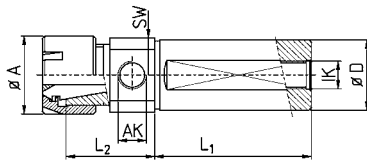
Pic. 1



Pic. 2

ORDER NO.	B	A	C	PIC.
BEM-PA16	16	23,5	7	1
BEM-PA19	3/4"	23	8	1
BEM-PA20	20	23	8	1
BEM-PA20B	20	34	8	2
BEM-PA22	22	25	8	1
BEM-PA22B	22	34	8	2
BEM-PA25	25	30	8	1
BEM-PA26	1"	30	8	1
BEM-PA28	28	36	8	1
BEM-PA32	32	40	8	1

ER-collets with coolant



ERC16M = M19 x 1

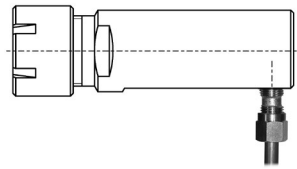
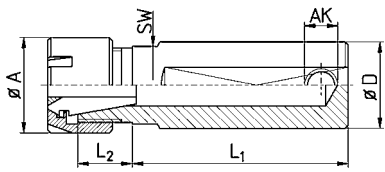
ERC20M = M24 x 1



ERC25M = M30 x 1

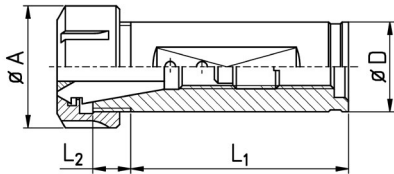
ER-collet holders | with coolant through, side and rear

ORDER NO.	COLLET	D	L ₁	L ₂	A	AK	IK	NUT	SPANNER
BEM161650AK1WD	ER16	16	50	30	22	G1/8"	M8X1	ERC16M	E16M
BEM1618310AK1	ER16	18	310	35	22	G1/8"	G1/8"	ERC16M	E16M
BEM161950AK1WD	ER16	3/4"	50	27	22	G1/8"	G1/8"	ERC16M	E16M
BEM161960AK0WD	ER16	3/4"	60	30	22	M12X1,5	G1/8"	ERC16M	E16M
BEM161960AK1WD	ER16	3/4"	60	27	22	G1/8"	G1/8"	ERC16M	E16M
BEM161960AK2WD	ER16	3/4"	60	30	22	M8X1	G1/8"	ERC16M	E16M
BEM161960AK3WD	ER16	3/4"	60	30	22	M10X1	G1/8"	ERC16M	E16M
BEM161970AK0WD	ER16	3/4"	70	30	22	M12X1,5	G1/8"	ERC16M	E16M
BEM161970AK1WD	ER16	3/4"	70	27	22	G1/8"	G1/8"	ERC16M	E16M
BEM1619100AK1WD	ER16	3/4"	100	27	22	G1/8"	G1/8"	ERC16M	E16M
BEM1620310AK1	ER16	20	310	35	22	G1/8"	--	ERC16M	E16M
BEM162050AK0WD	ER16	20	50	30	22	M12X1,5	G1/8"	ERC16M	E16M
BEM162050AK1WD	ER16	20	50	30	22	G1/8"	G1/8"	ERC16M	E16M
BEM162050AK2WD	ER16	20	50	30	22	M8X1	G1/8"	ERC16M	E16M
BEM162050AK3WD	ER16	20	50	30	22	M10X1	G1/8"	ERC16M	E16M
BEM162070AK0WD	ER16	20	70	30	22	M12X1,5	G1/8"	ERC16M	E16M
BEM162070AK1WD	ER16	20	70	30	22	G1/8"	G1/8"	ERC16M	E16M
BEM162070AK2WD	ER16	20	70	30	22	M8X1	G1/8"	ERC16M	E16M
BEM162070AK3WD	ER16	20	70	30	22	M10X1	G1/8"	ERC16M	E16M
BEM162250AK0WD	ER16	22	50	30	22	M12X1,5	G1/8"	ERC16M	E16M
BEM162250AK1WD	ER16	22	50	27	22	G1/8"	G1/8"	ERC16M	E16M
BEM162250AK2WD	ER16	22	50	30	22	M8X1	G1/8"	ERC16M	E16M
BEM162250AK3WD	ER16	22	50	30	22	M10X1	G1/8"	ERC16M	E16M
BEM162270AK0WD	ER16	22	70	30	22	M12X1,5	M12X1,5	ERC16M	E16M
BEM162270AK1WD	ER16	22	70	27	22	G1/8"	G1/4"	ERC16M	E16M
BEM162270AK2WD	ER16	22	70	30	22	M8X1		ERC16M	E16M
BEM162270AK3WD	ER16	22	70	30	22	M10X1	M12X1,5	ERC16M	E16M
BEM162550AK0WD	ER16	25	50	30	22	M12X1,5	G1/4"	ERC16M	E16M
BEM162550AK1WD	ER16	25	50	27	22	G1/8"	G1/4"	ERC16M	E16M
BEM162550AK2WD	ER16	25	50	27	22	M8X1	G1/4"	ERC16M	E16M
BEM162550AK3WD	ER16	25	50	30	22	M10X1	G1/4"	ERC16M	E16M
BEM162570AK0WD	ER16	25	70	27	22	M12X1,5	G1/4"	ERC16M	E16M
BEM162570AK1WD	ER16	25	70			G1/8"	G1/4"	ERC16M	E16M
BEM1625134AK1WD	ER16	25	134	32	22	G1/8"		ERC16M	E16M
BEM162650AK0WD	ER16	1"	50	31	22	M12X1,5	G1/8"	ERC16M	E16M
BEM162650AK1WD	ER16	1"	50	28	22	G1/8"	G1/8"	ERC16M	E16M
BEM162650AK2WD	ER16	1"	50	31	22	M8X1	G1/8"	ERC16M	E16M
BEM162650AK3WD	ER16	1"	50	31	22	M10X1	G1/8"	ERC16M	E16M
BEM1626100AK1FL	ER16	1"	100			G1/8"	G1/4"	ERC16M	E16M
BEM162660AK0WD	ER16	1"	60	30	22	M12X1,5	G1/4"	ERC16M	E16M
BEM162660AK1WD	ER16	1"	60	30	22	G1/8"	G1/4"	ERC16M	E16M
BEM162660AK2WD	ER16	1"	60	30	22	M8X1	G1/4"	ERC16M	E16M
BEM162660AK3WD	ER16	1"	60	30	22	M10X1	G1/4"	ERC16M	E16M
BEM162670AK0WD	ER16	1"	70	30	22	M12X1,5	G1/8"	ERC16M	E16M
BEM162670AK3WD	ER16	1"	70	30	22	M10X1	G1/8"	ERC16M	E16M
BEM202250AK0WD	ER20	22	50	34	28	M12X1,5	G1/8"	ERC20M	E20M
BEM202250AK1WD	ER20	22	50	34	28	G1/8"	G1/8"	ERC20M	E20M
BEM202250AK2WD	ER20	22	50	34	28	M8X1	G1/8"	ERC20M	E20M
BEM202250AK3WD	ER20	22	50	34	28	M10X1	G1/8"	ERC20M	E20M
BEM2025132AK1WD	ER20	25	132	34	28	G1/8"	G1/4"	ERC20M	E20M
BEM202550AK1WD	ER20	25	50	35	28	G1/8"	G1/4"	ERC20M	E20M
BEM202550AK2WD	ER20	25	50	35	28	M8X1	G1/4"	ERC20M	E20M
BEM2025150AK1WD	ER20	25	150			G1/8"	G1/8"	ERC20M	E20M
BEM202650AK1WD	ER20	1"	50	34	28	G1/8"	G1/4"	ERC20M	E20M
BEM202650AK2WD	ER20	1"	50	34	28	M8X1	G1/4"	ERC20M	E20M
BEM203255AK2WD	ER20	32	55	34		M8X1		ERC20M	E20M
BEM2525135AK1WD	ER25	25	135	42	35	G1/8"		ERC25M	E25M
BEM2525150AK1WD	ER25	25	150	27	35	G1/8"	M12X1,5	ERC25M	E25M



ER-collet holders | with side coolant inlet

ORDER NO.	COLLET	D	L ₁	L ₂	A	AK	IK	NUT	SPANNER
BEM162260WDAKS1	ER16	22	60	14	22	19	G1/8"	ERC16M	E16M
BEM162270WDAKS1	ER16	22	70	14	22	19	G1/8"	ERC16M	E16M
BEM162280WDAKS1	ER16	22	80	14	22	19	G1/8"	ERC16M	E16M



UM/ER25 = M32 x 1,5



UM/ER32 = M40 x 1,5



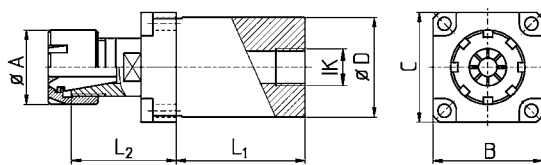
UM/ER40 = M50 x 1,5

CNC collet holders | with clamping flat and coolant through

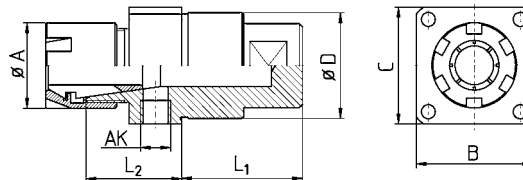
ORDER NO.	COLLET	D	A	L ₁	L ₂	NUT	SPANNER
BEU253275FL-CNC	ER25	32	42	75	14	UM/ER 25	E25
BEU254080FL-CNC	ER 5	40	42	80	18	UM/ER 25	E25
BEU323260FL-CNC	ER32	32	50	60	27	UM/ER 32	E32
BEU324080FL-CNC	ER32	40	50	80	18	UM/ER 32	E32
BEU3245100FL-CNC	ER32	45	50	100	20	UM/ER 32	E32
BEU3250120FL-CNC	ER32	50	50	120	20	UM/ER 32	E32
BEU403260FL-CNC	ER40	32	63	60	43	UM/ER 40	E40
BEU404075FL-CNC	ER40	40	63	75	32	UM/ER 40	E40
BEU4045100FL-CNC	ER40	45	63	100	20	UM/ER 40	E40
BEU4050120FL-CNC	ER40	50	63	120	18	UM/ER 40	E40

ER-collet holders machine specific

Pic. 1

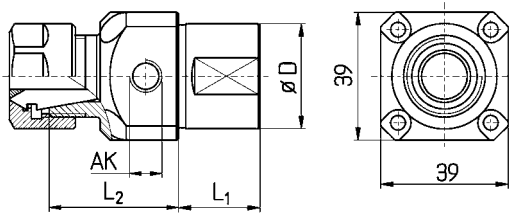


Pic. 2



ER-collet holders | for Star/Maier machines/Backworking

ORDER NO.	COLLET	D	L ₁	L ₂	A	B	C	AK/IK	PIC.	NUT	MACHINE TYPE
BEM1130MM	ER11	30	45	19	16				1	ER11M	MAIER
BEM1630MM	ER16	30	45	18	22	31,5	39,5	G1/8"	1	ER16M	
BEM1634MK	ER16	34	19,5	24	22	37,5	37,5	G1/4"	1	ER16M	MAIER
BEM1634MM	ER16	34	44	14	22	37,5	37,5	M14X1,5	1	ER16M	
BEU1634MM	ER16	34	44	22	28	37,5	37,5	G1/4"	1	UM/ER16	STAR ECAS32T ST38 SV38R
BEM2034MK	ER20	34	19,5	14	28	37,5	37,5	G1/4"	1	ER20M	
BEM2034MM	ER20	34	44	14	28	37,5	37,5	G1/4"	1	ER20M	STAR ECAS32T ST38 SV38R
BEM2534MK	ER25	34	19,5	24	35	37,5	37,5	G1/4"	1	ER25M	
BEM2034SV38-AK1	ER20	34	39	31	28	37,5	37,5	G1/8"	2	ERC20M	
BEM2034SV38-AK2	ER20	34	39	31	28	37,5	37,5	M8X1	2	ERC20M	



ERC16 = M22 x 1,5



ERC20M = M24 x 1



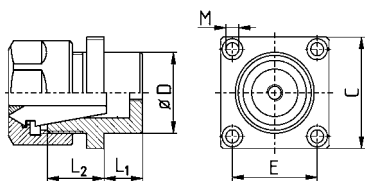
ERC20M = M24 x 1



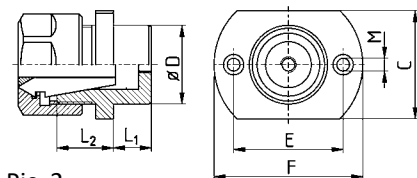
ERC25M = M30 x 1

ER-collet holders | for Hanwha and Tornos

ORDER NO.	COLLET	D	L ₁	L ₂	NUT	MACHINE TYPE
BEU1633HA-AK1	ER16	33	37	35	ERC16	HANWHA XD20 / 32H / 32I
BEM2033HA-AK1	ER20	33	37	35	ERC20M	
BEU1632HA-AK1	ER16	32	25	22	ERC16	HANWHA STL38
BEU1632HA-AK2	ER16	32	25	22	ERC16	
BEU2032HA-AK1	ER20	32	25	27	ERC20	
BEU2032HA-AK2	ER20	32	25	27	ERC20	
BEM2532HA-AK1	ER25	32	25	23,5	ERC25M	
BEM2532HA-AK2	ER25	32	25	23,5	ERC25M	
BEU1628TO-AK1	ER16	28	36	35	ERC16	TORNOS CT20
BEM2028TO-AK1	ER20	28	36	35	ERC20M	



Pic. 1



Pic. 2



UM/ER25 = M32 x 1,5



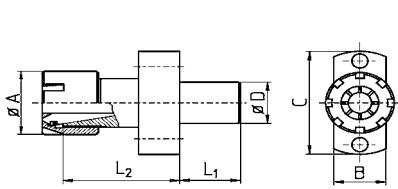
UM/ER32 = M40 x 1,5



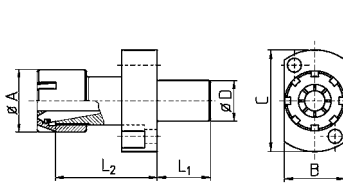
UM/ER40 = M50 x 1,5

ER-collet holders | for double spindle machines

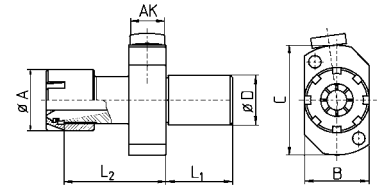
ORDER NO.	COLLET	D	L ₁	L ₂	E	F	C	M	PIC.	NUT
BEU253220-HE	ER25	32	20	18	32	55	41	4,5	1	UM/ER25
BEU254020-HE	ER25	40	19,5	22	43	76	55	6,6	2	UM/ER25
BEU323220-HE	ER32	32	20	23,5	50	60	41	4,5	2	UM/ER32
BEU324020-HE	ER32	40	19,5	27	43	76	55	6,6	1	UM/ER32
BEU404020-HE	ER40	40	19,5	30	43	76	55	6,6	1	UM/ER40



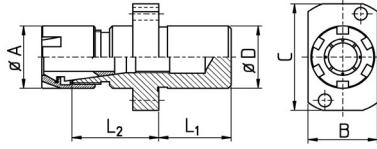
Pic. 1



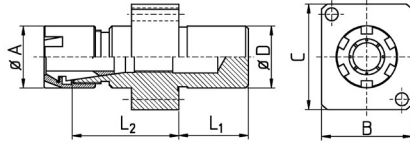
Pic. 2



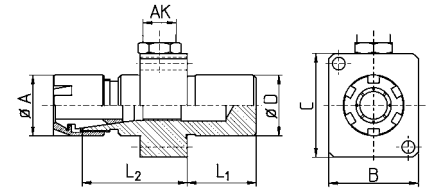
Pic. 3



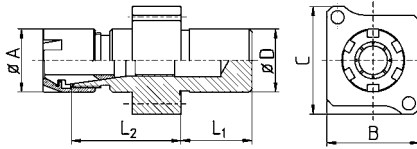
Pic. 4



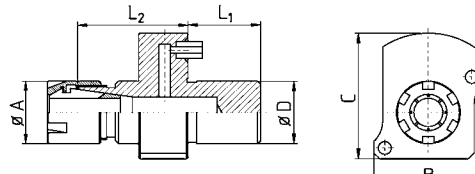
Pic. 5



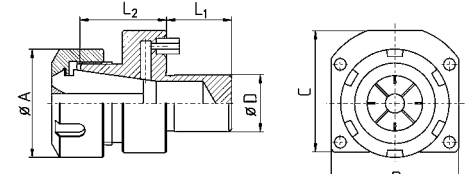
Pic. 6



Pic. 7



Pic. 8



Pic. 9



ER11M = M13 x 0,75



ER16M = M19 x 1



ERC16M = M19 x 1



ER20M = M24 x 1



ERC20M = M24 x 1


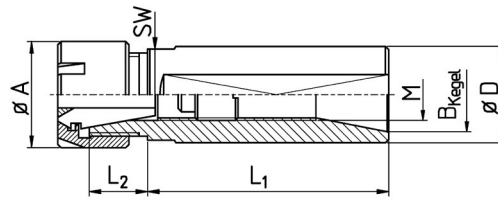


ERC25 = M32 x 1,5

ER-collet holders | for Star machines/backworking

ORDER NO.	COLLET	D	L ₁	L ₂	A	B	C	AK	PIC.	NUT	MACHINE TYPE
BEM1116SRJK	ER11	16	10	17	16	17	41	--	1	ER11M	SR10J (POS T21 + T23)
BEM1116SRJ	ER11	16	10	41	16	17	41	--	1	ER11M	
BEM1116SR	ER11	16	20	17	19	24	40	--	2	ER11M	
BEM1616SRMS	ER16	16	20	17	22	24	40	--	2	ER16M	SR16 ; SR20
BEM1616SROS*	ER16	16	20	17	22	24	40	--	2	ER16M	
BEM1116SRR	ER11	16	10	16	16	17	41	--	2	ER11M	SR16R
BEM1122SRR	ER11	22	25	47	16	28	49	--	2	ER11M	SR10J (POS T22+ T24) ; SB12 / 20R ; SB16 / 20 ; SR20J / JN ; SR32J / JN ; SR20 R / II / III ; SV20R ; SW12RII ; ECAS12/20 SR20RIV (POS T21 - T24 VERBAUT / OVERLAPS T25 - T28)
BEM1622SRR	ER16	22	25	30	22	28	49	--	2	ER16M	
BEM1622SRR-L	ER16	22	25	45	22	28	49	--	2	ER16M	
BEM1622SRR-AK1	ER16	22	25	31	22	28	49	G1/8"	3	ERC16M	
BEM1622SRR-AK2	ER16	22	25	31	22	28	49	M8X1	3	ERC16M	
BEM1622SRR-C	ER16	22	25	21	22	28	49	--	2	ER16M	
BEM2022SRR	ER20	22	25	30	28	28	49	--	2	ER20M	
BEM2022SRR-AK1	ER20	22	25	30	28	28	49	G1/8"	3	ERC20M	
BEM2022SRR-AK2	ER20	22	25	30	28	28	49	M8X1	3	ERC20M	
BEM1622SW	ER16	22	25	38	22	32,5	37,5	--	5	ER16M	
BEM1622SW-OS*	ER16	22	25	40	22	32,5	37,5	--	5*	ER16M	
BEM1622SW-AK1	ER16	22	25	38	22	32,5	37,5	G1/8"	6	ERC16M	
BEM1622SW-AK2	ER16	22	25	38	22	32,5	37,5	M8X1	6	ERC16M	
BEM1622SW2-OS*	ER16	22	25	40	22	32,5	37,5	--	7*	ER16M	
BEM2022SW	ER20	22	25	32	28	32,5	37,5	--	5	ER20M	
BEM2022SW-AK1	ER20	22	25	32	28	32,5	37,5	G1/8"	6	ERC20M	
BEM2022SW2-OS*	ER20	22	25	27	28	32,5	37,5	--	7*	ER20M	
BEM2022SW-AK1	ER20	22	25	32	28	32,5	37,5	G1/8"	6	ERC20M	
BEM1622SWS	ER16	22	25	31	22	24	37,5	--	4	ER16M	SW20 (POS T24 + T28)
BEM2022SR	ER20	22	25	28	28	38	48	--	2	ER20M	SR32 ; SR32J
BEM1622SR38-IK	ER16	22	25	35	22	37,5	44	--	8	ERC16M	SR38 ; SR32JII
BEM2022SR38-IK	ER20	22	25	33	28	37,5	44	--	8	ERC20M	
BEU2522SR38-IK	ER25	22	25	33	42	49	47	--	9	ERC25	

* Without thread for backstop screw.




ER11M = M13 x 0,75




ER16M = M19 x 1



UM/ER16 = M22 x 1,5



ER20M = M24 x 1



UM/ER20 = M25 x 1,5

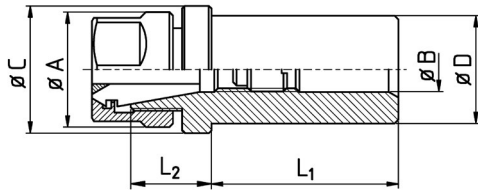


UM/ER20 = M25 x 1,5

ER-collet holders | with B-cone

ORDER NO.	TYPE/B-CONE	COLLET	D	L_1	L_2	A	M	NUT	SPANNER
BEM11SB10	ER11M / B10	ER 11	16	40	12	16	M8	ER11M	E11M
BEM11LB10	ER11M / B10	ER 11	16	54	12	16	M8	ER11M	E11M
BEM11SB12	ER11M / B12	ER 11	16	40	12	16	M8	ER11M	E11M
BEM11LB12	ER11M / B12	ER 11	16	60	12	16	M8	ER11M	E11M
BEM16SB10	ER16M / B10	ER 16	22	33	16	22	-	ER16M	E16M
BEM16LB10	ER16M / B10	ER 16	22	45	16	22	M10	ER16M	E16M
BEM16SB12	ER16M / B12	ER 16	21,5	33	16	22	-	ER16M	E16M
BEM16LB12S	ER16M / B12	ER 16	20	43	16	22	M10	ER16M	E16M
BEM16LB12	ER16M / B12	ER 16	22	45	15	22	M10	ER16M	E16M
BEM16SB16	ER16M / B16	ER 16	21,5	33	16	22	-	ER16M	E16M
BEM16B16	ER16M / B16	ER 16	22	45	16	22	M10	ER16M	E16M
BEU16SB10	ER16 / B10	ER 16	22	35	16	28	-	UM/ER16	GS25
BEU16LB10	ER16 / B10	ER 16	22	54	16	28	M10	UM/ER16	GS25
BEU16SB12	ER16 / B12	ER 16	22	35	16	28	-	UM/ER16	GS25
BEU16B12	ER16 / B12	ER 16	22	54	16	28	M10	UM/ER16	GS25
BEU16LB12	ER16 / B12	ER 16	22	54	14	28	M10	UM/ER16	GS25
BEM16LB16	ER16M / B16	ER 16	22	68	14	22	M10	ER16M	E16M
BEU16SB16	ER16 / B16	ER 16	22	35	12	28	-	UM/ER16	GS25
BEU16LB16	ER16 / B16	ER 16	22	54	15	28	M10	UM/ER16	GS25
BEM20B12	ER20M / B12	ER 20	25	50	16	28	M14	ER20M	E20M
BEM20B16	ER20M / B16	ER 20	25	50	16	28	M14	ER20M	E20M
BEM20B18	ER20M / B18	ER 20	25	50	16	28	M14	ER20M	E20M
BEU20B16	ER20 / B16	ER 20	25	50	16	34	M14	UM/ER20	GS30
BEU20B18	ER20 / B18	ER 20	25	50	16	34	M14	UM/ER20	GS30
BEU32B22	ER32 / B22	ER 32	40	56	16	50	M20	UM/ER32	E32

Also available with OZ-cone.



ER11M = M13 x 0,75



UM/ER16 = M22 x 1,5



UM/ER20 = M25 x 1,5



UM/ER25 = M32 x 1,5



UM/ER32 = M40 x 1,5

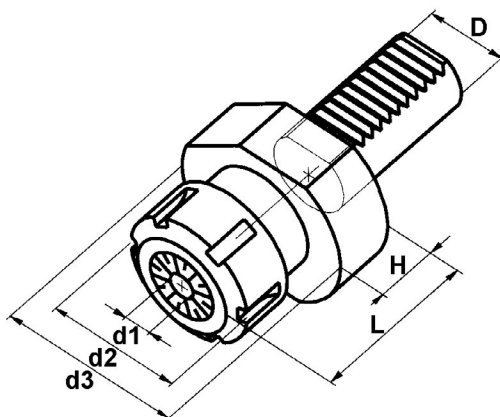


UM/ER40 = M50 x 1,5

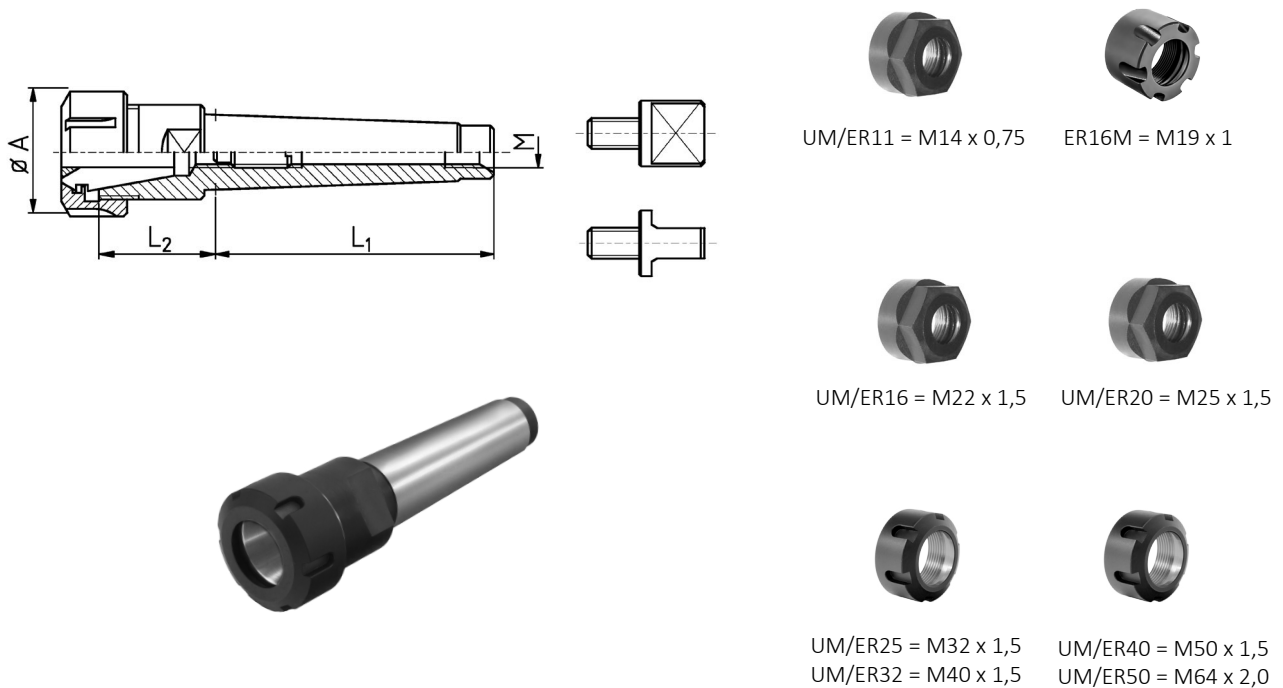
ER-collet holders | with stop flange; for revolving machines and index MS25

ORDER NO.	COLLET	D	L_1	L_2	A	C	B	NUT	SPANNER
BEB111621	ER11	16	21	22	16	22	7,5	ER11M	E11M
BEB162546	ER16	25	46	22	28	28	12	UM/ER16	GS25
BEB162646	ER16	1"	46	20	28	28	12	UM/ER16	GS25
BEB202565-HE	ER20	25	65	21	34	32	8	UM/ER20	GS30
BEB252546	ER25	25	46	21	42	42	18	UM/ER25	E25
BEB252565-HE	ER25	25	65	23	42	32	8	UM/ER25	E25
BEB252646	ER25	1"	46	22	42	42	18	UM/ER25	E25
BEB253238-HE	ER25	32	38	18	42	38	8	UM/ER25	E25
BEB253265-HE	ER25	32	65	23	42	39	8	UM/ER25	E25
BEB255082	ER25	50	82	23	42	59	10	UM/ER25	E25
BEB322565-HE	ER32	25	65	41	50	40	8	UM/ER32	E32
BEB324038-HE	ER32	40	38	23	50	49	8	UM/ER32	E32
BEB325080	ER32	50	80	37	50	59	10	UM/ER32	E32
BEB404065-HE	ER40	40	65	30	63	50	10	UM/ER40	E40

VDI tool holders ER, form E4



ORDER N.	D	COLLET	D1 MIN	D1 MAX	D2	D3	H	L
BEU16V16	16	ER16	1	10	28	40	13	41
BEU20V16	16	ER20	1	13	34	40	13	43
BEU16V20B	20	ER16	1	10	28	50	20	47
BEU20V20	20	ER20	1	13	34	50	23	51
BEU25V20	20	ER25	1	16	42	50	26	52
BEU32V20	20	ER32	2	20	50	50	30	60
BEU25V25	25	ER25	1	16	42	58	20	57
BEU32V25	25	ER32	2	20	50	58	20	60
BEU25V30	30	ER25	1	16	42	68	25	55
BEU25V30L	30	ER25	1	16	42	68	25	76
BEU32V30	30	ER32	2	20	50	68	30	60
BEU40V30	30	ER40	3	30	63	68	32	68
BEU25V40	40	ER25	1	16	42	83	25	54
BEU32V40	40	ER32	2	20	50	83	29	62
BEU40V40	40	ER40	3	30	63	83	32	67
BEU32V50	50	ER32	2	20	50	98		
BEU40V50	50	ER40	3	30	63	98		
BEU40V60	60	ER40	3	30	63	98		



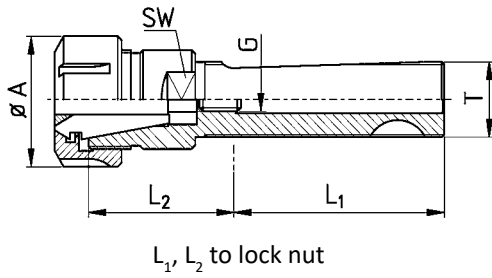
ER-collet holders MT | with morse taper DIN 2207

ORDER NO.	TYPE/MT	COLLET	M	L_1	L_2	A	NUT	SPANNER
BEM16MK1	ER16/MK1	ER16	M6	57	30	22	ER16M	E16M
BEU11MK1	ER11 / MK1	ER11	M6	57	12	19	UM/ER11	GS17
BEU16MK1	ER16 / MK1	ER16	M6	57	30	28	UM/ER16	GS25
BEU16MK2	ER16 / MK2	ER16	M10	68	30	28	UM/ER16	GS25
BEU16MK3	ER16 / MK3	ER16	M12	86	30	28	UM/ER16	GS25
BEU20MK2	ER20 / MK2	ER20	M10	68	32	34	UM/ER20	GS30
BEU25MK2	ER25 / MK2	ER25	M10	68	35	42	UM/ER25	E25
BEU25MK2L	ER25 / MK2	ER25	--	80	36	42	UM/ER25	E25
BEU25MK3	ER25 / MK3	ER25	M12	86	37	42	UM/ER25	E25
BEU25MK4	ER25 / MK4	ER25	M16	109	37	42	UM/ER25	E25
BEU32MK2	ER32 / MK2	ER32	M10	69	32	50	UM/ER32	E32
BEU32MK3	ER32 / MK3	ER32	M12	98	44	50	UM/ER32	E32
BEU32MK3K	ER32 / MK3	ER32	M12	86	29	50	UM/ER32	E32
BEU32MK3L	ER32 / MK3	ER32	--	99	55	50	UM/ER32	E32
BEU32MK4	ER32 / MK4	ER32	M16	108	37	50	UM/ER32	E32
BEU40MK3	ER40 / MK3	ER40	M12	86	55	63	UM/ER40	E40
BEU40MK4	ER40 / MK4	ER40	M16	109	55	63	UM/ER40	E40
BEU40MK5	ER40 / MK5	ER40	M20	136	55	63	UM/ER40	E40
BEU50MK4	ER50 / MK4	ER50	M16	109	52	78	UM/ER50	E50
BEU50MK5	ER50 / MK5	ER50	M20	136	84	78	UM/ER50	E50

Morse taper holders also available with collet taper DIN 6388 (OZ).

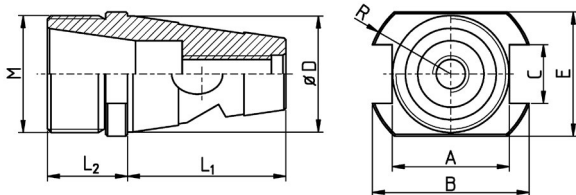
Ejector drift for MT-holders

ORDER NO.	TAG1	TAG2	TAG3	TAG4	TAG5
THREAD	M6	M10	M12	M16	M20




ER-collet holders | shank with trapezoid thread

ORDER NO.	COLLET	T	L_1	L_2	A	G	NUT	SPANNER
BEUT111950WD	ER11	TR12X1,5	50	45,5	19	M5	UM/ER11	GS17
BEUT161673WD	ER16	TR16X1,5	73	53,5	28	M6	UM/ER16	GS25
BEUT202076WD	ER20	TR20X2,0	76	59,5	34	M8	UM/ER20	GS30
BEUT252883WD	ER25	TR28X2,0	83	57	42	M18X1,5	UM/ER25	E25
BEUT322895WD	ER32	TR28X2,0	88	63	50	M10	UM/ER32	E32



UX/ER20 = M25 x 1,5



ER25M = M30 x 1



UM/ER25 = M32 x 1,5



UM/ER32 = M40 x 1,5

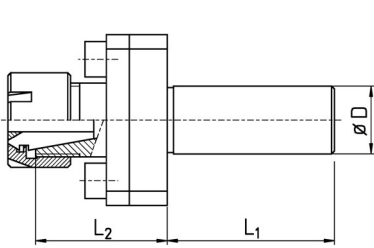


UM/ER40 = M50 x 1,5

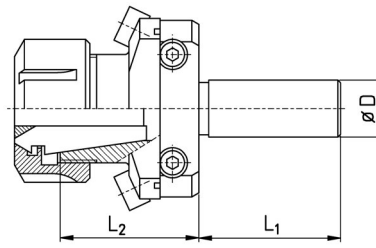
ER-collet holders | BT type for Gildemeister

ORDER NO.	TYPE/BT	COLLET	M	L_1	L_2	A	B	C	E	R	NUT	SPANNER
BEU20ISO25	ER20 / ISO25	ER20	M25X1,5	42	19,1	25,9	33	12	32	17,5	UX/ER20	E20
BEU20ISO30G	ER20 / ISO30	ER20	M25X1,5	43,5	21,5	32,2	43	16,1	34	23	UX/ER20	E20
BEU20ISO30K	ER20 / ISO30	ER20	M25X1,5	43,5	21,5	32,2	33	16,1	34	18,5	UX/ER20	E20
BEM25ISO30G	ER25M / ISO30	ER25	M30X1	43,5	22	32,2	43	16,1	34	23	ER25M	E25M
BEM25ISO30K	ER25M / ISO30	ER25	M30X1	43,5	22	32,2	33	16,1	34	18,5	ER25M	E25M
BEU25ISO30G	ER25 / ISO30	ER25	M32X1,5	43,5	22	32,2	43	16,1	34	23	UM/ER25	E25
BEU25ISO30K	ER25 / ISO30	ER25	M32X1,5	43,5	22	32,2	33	16,1	34	18,5	UM/ER25	E25
BEU32ISO30	ER32 / ISO30	ER32	M40X1,5	43,5	31	32,2	43	16,1	34	23	UM/ER32	E32
BEU32ISO40	ER32 / ISO40	ER32	M40X1,5	67,5	26	25*	*	20	50	32,25	UM/ER32	E32
BEU40ISO40	ER40 / ISO40	ER40	M50X1,5	67,5	25	25*	*	20	50	32,25	UM/ER40	E40

* Groove onesided.



Pic. 1



Pic. 2



ER11M = M13 x 0,75



ER16M = M19 x 1



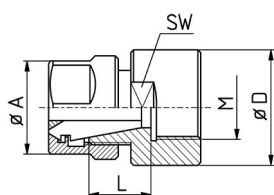
ER20M = M24 x 1



UM/ER32 = M40 x 1,5

ER-collet holders | 2 axis adjustable

ORDER NO.	COLLET	D	L ₁	L ₂	PIC.	NUT	SPANNER
BV154.710	ER11	10	40	31	1	ER11M	E11M
BV154.712	ER11	12	40	31	1	ER11M	E11M
BV154.714	ER11	14	40	31	1	ER11M	E11M
BV154.715	ER11	5/8"	40	31	1	ER11M	E11M
BV154.716	ER11	16	50	31	1	ER11M	E11M
BV154.015	ER16	5/8"	40	36	1	ER16M	E16M
BV154.016	ER16	16	50	36	1	ER16M	E16M
BV154.019	ER16	3/4"	50	36	1	ER16M	E16M
BV154.020	ER16	20	50	36	1	ER16M	E16M
BV154.022	ER16	22	70	36	1	ER16M	E16M
BV154.025	ER16	25	70	36	1	ER16M	E16M
BV154.026	ER16	1"	70	36	1	ER16M	E16M
BV154.219	ER20	3/4"	44	43	2	ER20M	E20M
BV154.220	ER20	20	44	43	2	ER20M	E20M
BV154.325	ER32	25	50	46	2	UM/ER32	E32
BV154.326	ER32	1"	50	46	2	UM/ER32	E32
BV154.330	ER32	30	50	46	2	UM/ER32	E32
BV154.331	ER32	1 1/4"	50	46	2	UM/ER32	E32
BV154.332	ER32	32	50	46	2	UM/ER32	E32

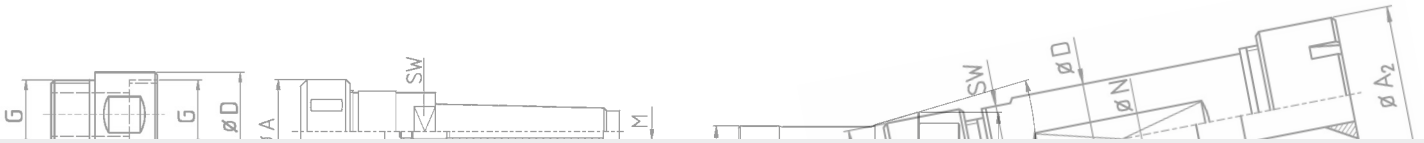


Drill extensions | for ER-collet holders

ORDER NO.	COLLET	M	D	L
BWT16ER11	ER11	M16X1	20	21
BWT16ER16	ER16	M16X1	20	24
BWT17ER11	ER11	M17X1	20	21
BWT22ER16	ER16	M22X1	27	22

ER-double holders

*Double precision ER-holders for most machine types.
Available with coolant through.*





ER-double holders | for CNC lathes with subspindle

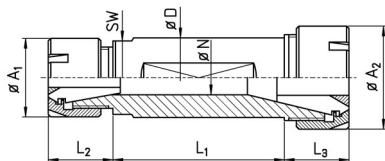
ORDER NO.	COLLET	D	L ₁	L ₂	A	N	SW	NUT	SPANNER
BED085818WD	ER08	5/8"	18	10	12	5,5	14	ER08M	E08M
BED085829WD	ER08	5/8"	29	9	12	5,5	14	ER08M	E08M
BED085835WD	ER08	5/8"	35	10	12	5,5	14	ER08M	E08M
BED085840WD	ER08	5/8"	40	10	12	5,5	14	ER08M	E08M
BED085845WD	ER08	5/8"	45	10	12	5,5	14	ER08M	E08M
BED115832WD	ER11	5/8"	32	12	16	7,5	14	ER11M	E11M
BED111632WD	ER11	16	32	12	16	7,5	14	ER11M	E11M
BED111650WD	ER11	16	50	12	16	7,5	14	ER11M	E11M
BED111672WD	ER11	16	72	12	16	7,5	14	ER11M	E11M
BED1116100WD	ER11	16	100	12	16	7,5	14	ER11M	E11M
BED111932WD	ER11	3/4"	32	12	16	7,5	17	ER11M	E11M
BED111940WD	ER11	3/4"	40	12	16	7,5	17	ER11M	E11M
BED111952WD	ER11	3/4"	52	12	16	7,5	17	ER11M	E11M
BED111965WD	ER11	3/4"	65	12	16	7,5	17	ER11M	E11M
BED111972WD	ER11	3/4"	72	12	16	7,5	17	ER11M	E11M
BED111995WD	ER11	3/4"	95	12	16	7,5	17	ER11M	E11M
BED112032WD	ER11	20	32	10	16	7,5	--	ER11M	E11M
BED112040WD	ER11	20	40	10	16	7,5	17	ER11M	E11M
BED112050WD	ER11	20	50	10	16	7,5	17	ER11M	E11M
BED112065WD	ER11	20	65	12	16	7,5	17	ER11M	E11M
BEDU112080WD	ER11	20	80	12	16	7,5	17	UM/ER11	GS17
BED112232WD	ER11	22	32	12	16	7,5	19	ER11M	E11M
BEDU112295WD	ER11	22	95	12	16	7,5	19	UM/ER11	GS17
BEDU1122100WD	ER11	22	100	12	16	7,5	19	UM/ER11	GS17
BED161928FL	ER16	3/4"	28	14	22	11	17	ER16M	E16M
BED161934FL	ER16	3/4"	34	14	22	11	17	ER16M	E16M
BED161937FL	ER16	3/4"	37	12	22	11	17	ER16M	E16M
BED161958FL	ER16	3/4"	58	13	22	11	17	ER16M	E16M
BED161967WD	ER16	3/4"	67	14	22	11	17	ER16M	E16M
BED161975FL	ER16	3/4"	75	14	22	11	17	ER16M	E16M
BED161995FL	ER16	3/4"	95	15	22	11	17	ER16M	E16M
BED1619100FL	ER16	3/4"	100	15	22	11	17	ER16M	E16M
BED162032WD	ER16	20	32	15	22	11	17	ER16M	E16M
BED162050WD	ER16	20	50	15	22	11	17	ER16M	E16M
BED162055FL	ER16	20	55	15	22	11	17	ER16M	E16M
BED162062FL	ER16	20	62	15	22	11	17	ER16M	E16M
BED162065WD	ER16	20	65	15	22	10	--	ER16M	E16M
BED162075FL	ER16	20	75	15	22	11	17	ER16M	E16M
BED162240WD	ER16	22	40	15	22	11	19	ER16M	E16M
BED162248WD	ER16	22	48	15	22	11	19	ER16M	E16M
BED162255WD	ER16	22	55	15	22	11	19	ER16M	E16M
BED162262WD	ER16	22	62	15	22	11	19	ER16M	E16M
BED162267WD	ER16	22	67	12	22	11	19	ER16M	E16M
BED162275WD	ER16	22	75	13	22	11	19	ER16M	E16M
BED162284WD	ER16	22	84	16	22	11	19	ER16M	E16M
BED162290WD	ER16	22	90	16	22	11	19	ER16M	E16M
BED162295WD	ER16	22	95	16	22	11	19	ER16M	E16M
BED1622100WD	ER16	22	100	16	22	11	19	ER16M	E16M
BED1622120WD	ER16	22	120	15	22	11	19	ER16M	E16M
BED162360WD	ER16	23	60	16	22	11	19	ER16M	E16M
BED162562WD	ER16	25	62	16	22	11	22	ER16M	E16M
BED162621WD	ER16	1"	21	14	22	11	22	ER16M	E16M

ER-double holders | for CNC lathes with subspindle



ORDER NO.	COLLET	D	L ₁	L ₂	A	N	SW	NUT	SPANNER
BED162635WD	ER16	1"	35	14	22	11	22	ER16M	E16M
BED162635FL	ER16	1"	35	15	22	11	22	ER16M	E16M
BED162645FL	ER16	1"	45	15	22	11	22	ER16M	E16M
BED162645WD	ER16	1"	45	15	22	11	22	ER16M	E16M
BED162662WD	ER16	1"	62	16	22	11	22	ER16M	E16M
BED162668WD	ER16	1"	68	14	22	11	22	ER16M	E16M
BED162675FL	ER16	1"	75	15	22	11	22	ER16M	E16M
BED162680WD*/**	ER16	1"	80	17	22	11	22	ER16M	E16M
BED202548WD	ER20	25	48	16	28	14	22	ER20M	E20M
BED202575WD	ER20	25	75	16	28	14	22	ER20M	E20M
BED2025100WD	ER20	25	100	15	28	14	22	ER20M	E20M
BED202645WD	ER20	1"	45	16	28	14	22	ER20M	E20M
BED202675WD	ER20	1"	75	15	28	14	22	ER20M	E20M
BED203220WD	ER20	32	20	18	28	14	-	ER20M	E20M
BED203235WD	ER20	32	35	18	28	14	-	ER20M	E20M
BED203243WD	ER20	32	43	18	28	14	27	ER20M	E20M
BED203243FL	ER20	32	43	18	28	14	27	ER20M	E20M
BED203248WD	ER20	32	48	18	28	14	27	ER20M	E20M
BED203255WD	ER20	32	55	18	28	14	27	ER20M	E20M
BED203285WD	ER20	32	85	18	28	14	27	ER20M	E20M
BEDU162680WD*	ER16	1"	80	17	22	11	22	UM/ER16	GS25
BEDU253252FL	ER25	32	52	16	40	17	-	UM/ER25	E25

* 1. thread ER16 standard / 2. thread ER16 mini.

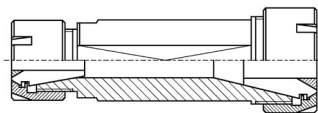
** With oval bore in the shank. ER-double holders can be changed to AK1 - coolant through (G1/8") against extra charge.



FL: Non-complete clamping flat



ER11M = M13 x 0,75 UM/ER11 = M14 x 0,75



WD: Complete clamping flat



ER16M = M19 x 1


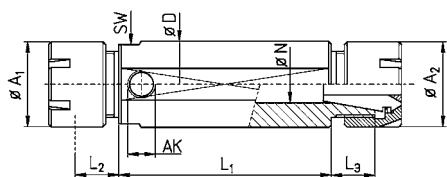
UM/ER16 = M22 x 1,5

ER20M = M24 x 1

ER25M = M30 x 1

ER-double holders | with different collet sizes

ORDER NO.	COLLET	D	L ₁	L ₂	L ₃	A ₁	A ₂	N	SW	NUT	SPANNER
BED11/161680FL	ER11/16	16	80	12	21	16	22	7,5	17	ER11M/ER16M	E11M/E16M
BED11/161933FL	ER11/16	3/4"	33	12	14	16	22	7,5	17	ER11M/ER16M	E11M/E16M
BED11/161955FL	ER11/16	3/4"	55	12	13	16	22	7,5	17	ER11M/ER16M	E11M/E16M
BED11/161965WD	ER11/16	3/4"	65	19	23	16	22	7,5	17	ER11M/ER16M	E11M/E16M
BED11/161983FL	ER11/16	3/4"	83	12	12	16	22	7,5	17	ER11M/ER16M	E11M/E16M
BED11/161996FL	ER11/16	3/4"	96	12	14	16	22	7,5	17	ER11M/ER16M	E11M/E16M
BED11/162032WD	ER11/16	20	32	12	15	16	22	7,5	17	ER11M/ER16M	E11M/E16M
BED11/162055WD	ER11/16	20	55	12	15	16	22	7,5	17	ER11M/ER16M	E11M/E16M
BED11/162075WD	ER11/16	20	75	10	15	16	22	7,5	17	ER11M/ER16M	E11M/E16M
BEDU11/162082WD	ER11/16	20	82	11	12	16	22	7,5	-	UM/ER11/UM/ER16	GS17/GS25
BEDU11/162290WD	ER11/16	22	90	12	16	19	22	7,5	19	UM/ER11/ER16M	GS17/E16M
BEDU11/162292FL	ER11/16	22	92	12	16	19	22	7,5	19	UM/ER11/ER16M	GS17/E16M
BED16/202265	ER16/20	22	65	23	25	22	28	11	19	ER16M/ER20M	E16M/E20M
BED16/202630WD	ER16/20	1"	30	16	16	22	28	11	-	ER16M/ER20M	E16M/E20M
BED16/202660FL	ER16/20	1"	60	15	15	22	28	11	22	ER16M/ER20M	E16M/E20M
BED16/252560WD	ER16/25	25	60	12	14	22	35	11	23	ER16M/ER25M	E16M/E25M
BED20/252562FL	ER20/25	25	62	25	34	28	35	14	27	ER20M/ER25M	E20M/E25M
BED20/252575WD	ER20/25	25	75	18	18	28	35	14	27	ER20M/ER25M	E20M/E25M
BED20/252662WD	ER20/25	1"	62	25	34	28	35	14	27	ER20M/ER25M	E20M/E25M
BED20/253250WD	ER20/25	32	50	25	34	28	35	14	27	ER20M/ER25M	E20M/E25M
BED20/253255WD	ER20/25	32	55	18	18	28	35	14	27	ER20M/ER25M	E20M/E25M



ER11M = M13 x 0,75



ERC16M = M19 x 1



ERC20M = M24 x 1



ERC25M = M30 x 1

ER-double holders | with coolant through

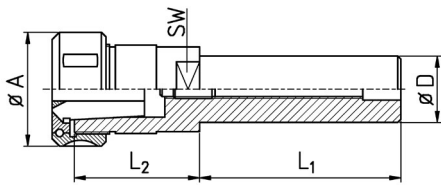
ORDER NO.	COLLET	D	L_1	L_2	L_3	A_1	N	AK	SW	NUT	SPANNER
BED11/162280AK1WD	ER11/16	22	80	13	16	19/22	7,5	G1/8"	-	ER11M/ERC16M	E11M/E16M
BED11/162295AK0WD	ER11/16	22	95	13	16	19/22	7,5	M12X1	-	ER11M/ERC16M	E11M/E16M
BED11/162295AK1WD	ER11/16	22	95	13	16	19/22	7,5	G1/8"	-	ER11M/ERC16M	E11M/E16M
BED11/162295AK2WD	ER11/16	22	95	13	16	19/22	7,5	M8X1	-	ER11M/ERC16M	E11M/E16M
BED11/162295AK3WD	ER11/16	22	95	13	16	19/22	7,5	M10X1	-	ER11M/ERC16M	E11M/E16M
BED162065AK1WD	ER16	20	65	16	16	22	11	G1/8"	-	ERC16M	E16M
BED162254AK1WD	ER16	22	54	16	16	22	11	G1/8"	-	ERC16M	E16M
BED162257AK1WD	ER16	22	57	16	16	22	11	G1/8"	-	ERC16M	E16M
BED162267AK1WD	ER16	22	67	16	16	22	11	G1/8"	-	ERC16M	E16M
BED162270AK1WD	ER16	22	70	16	16	22	11	G1/8"	19	ERC16M	E16M
BED162270AK2WD	ER16	22	70	16	16	22	11	M8X1	19	ERC16M	E16M
BED162289AK1WD	ER16	22	89	15	15	22	11	G1/8"	-	ERC16M	E16M
BED162294AK1WD	ER16	22	94	15	15	22	11	G1/8"	-	ERC16M	E16M
BED1622100AK1WD	ER16	22	100	16	16	22	11	G1/8"	-	ERC16M	E16M
BED16/202250AK1WD	ER16/20	22	50	16	18	22/28	11	G1/8"	-	ERC16M/ERC20M	E16M/E20M
BED16/202260AK1WD	ER16/20	22	60	16	18	22/28	11	G1/8"	-	ERC16M/ERC20M	E16M/E20M
BED16/202265AK1WD	ER16/20	22	65	16	18	22/28	11	G1/8"	-	ERC16M/ERC20M	E16M/E20M
BED16/202270AK1WD	ER16/20	22	70	15	15	22/28	11	G1/8"	19	ERC16M/ERC20M	E16M/E20M
BED203244AK2WD	ER20	32	44	18	18	28	14	M8X1	-	ERC20M	E20M
BED203255AK1WD	ER20	32	55	18	18	28	14	G1/8"	27	ERC20M	E20M
BED203255AK2WD	ER20	32	55	18	18	28	14	M8X1	27	ERC20M	E20M
BED203265AK1WD	ER20	32	65	18	18	28	14	G1/8"	-	ERC20M	E20M
BED203270AK1WD	ER20	32	70	18	18	28	14	G1/8"	-	ERC20M	E20M
BED203285AK1WD	ER20	32	85	18	18	28	14	G1/8"	27	ERC20M	E20M
BED253255AK1WD	ER25	32	55	19	19	35	18	G1/8"	-	ERC25M	E25M

All holders AK0 can be reduced to AK1 - AK3.

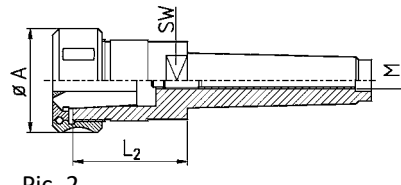
Collet holders other

Non-ER-standard collet holders.





Pic. 1


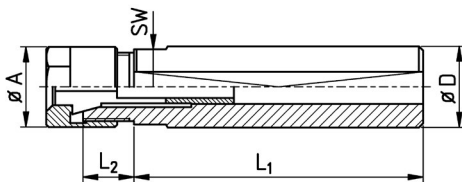


Pic. 2



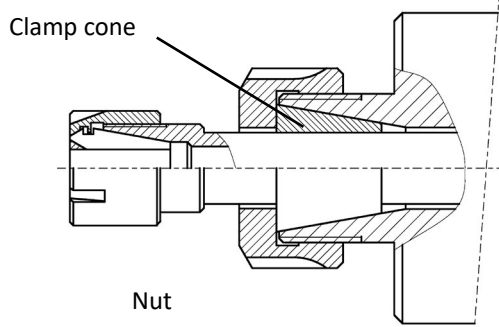
Collet holders DIN 6388 | for OZ-collets

ORDER NO.	COLLET TYPE A	COLLET TYPE B	D	L_1	L_2	A_1	SW	PIC.	NUT
BEOZ162550FL	410E	415E	25	50	40	43	30	1	OZ16
BEOZ16MK2	410E	415E	MK2 / MC2		45	43	24	2	OZ16
BEOZ16MK3	410E	415E	MK3 / MC3		41	43	24	2	OZ16
BEOZ16MK4	410E	415E	MK4 / MC4		32	43	30	2	OZ16
BEOZ16MK5	410E	415E	MK5 / MC5			43		2	OZ16
BEOZ253260FL-CNC	444E	462E	32	60		58		1	OZ25
BEOZ253268FL-CNC	444E	462E	32	68	52	58	-	1	OZ25
BEOZ25MK2	444E	462E	MK2 / MC2		55	58	41	2	OZ25
BEOZ25MK3	444E	462E	MK3 / MC3		59	58	32	2	OZ25
BEOZ25MK4	444E	462E	MK4 / MC4		62	58	32	2	OZ25
BEOZ25MK5	444E	462E	MK5 / MC5		56	58	45	2	OZ25
BEOZ254080FL-CNC	444E	462E	40	80	25	58	-	1	OZ25
BEOZ254080FL-S	444E	462E	40	80	36	58	41	1	OZ25
BEOZ255075	444E	462E	50	75	25	58	-	1	OZ25
BEOZ255080FL-CNC	444E	462E	50	80	25	58	-	1	OZ25
BEOZ32MK4	450E	467E	MK4 / MC4		67	72	45	2	OZ32
BEOZ32MK5	450E	467E	MK5 / MC5		62	72	45	2	OZ32
BEOZ3232100	450E	467E	32	100	67	72	46	1	OZ32
BEOZ3232100FL-CNC	450E	467E	32	100	67	72	46	1	OZ32
BEOZ40MK4	453E	468E	MK4 / MC4		88	85	45	2	OZ40
BEOZ40MK5	453E	468E	MK5 / MC5		88	85	45	2	OZ40



Collet holders for collets type 100 | with cylindrical shank

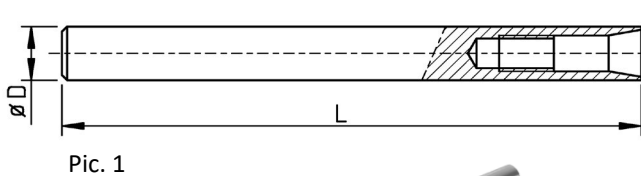
ORDER NO.	COLLET	D	L_1	L_2	A_1	SW	NUT
BEF101/1630	101E / F8	16	30	18	20	14	UM/E101
BEF101/1680	101E / F8	16	80	18	20	14	UM/E101
BEF101/1970	101E / F8	3/4"	70	18	20	17	UM/E101
BEF101/2070	101E / F8	20	70	18	20	17	UM/E101
BEF101/20125	101E / F8	20	125	18	20	17	UM/E101
BEF101/22125	101E / F8	22	125	18	20	17	UM/E101
BEF109/2270	109E / F10	22	70	24	28	19	UM/E101
BEF109/22125	109E / F10	22	125	24	28	19	UM/E101



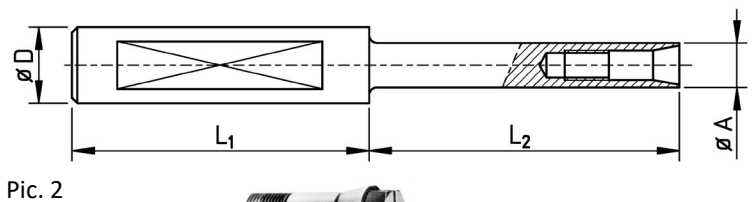
Clamp cones | for collet holders type 100 (type F)

ORDER NO.	TYPE	REPLACES COLLET NO.
BKKF7-15	7 - 15°	1020E / F7
BKKF8-16	8 - 16°	101E / F8
BKKF10-20	10 - 20°	109E / 111E / F10
BKKF20-15	20 - 15°	FOR GILDEMEISTER AS16/20

Nuts = Cap nuts for collets type F, available on request.



Pic. 1



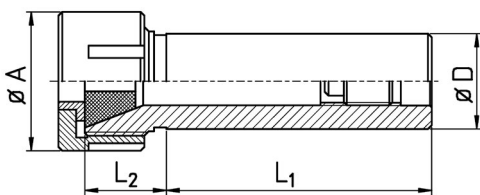
Pic. 2



Collet holders for collets type 600 | hardened and ground

ORDER NO.	COLLET	D	L	L_1	L_2	A_1	PIC.
BE6023/06100	6023E	6	100	80	20	7,2	2
BE6023/07100	6023E	7	100	-	-	-	1
BE6023/0870	6023E	8	70	-	-	-	1
BE6023/08100	6023E	8	100	-	-	-	1
BE6023/08150	6023E	8	150	-	-	8	1
BE6023/08200	6023E	8	200	-	-	8	1
BE6023/08250 #	6023E	8	250	-	-	8	1
BE6023/08300 #	6023E	8	300	-	-	8	1
BE6023/08350 #	6023E	8	350	-	-	8	1
BE6023/08400 #	6023E	8	400	-	-	8	1
BE6043/0920	6043E	9	20	-	-	-	1
BE6043/0930	6043E	9	30	-	-	-	1
BE6043/0940	6043E	9	40	-	-	-	1
BE6043/09100	6043E	9	100	-	-	-	1
BE6043/10100S	6043E	10	100	50	50	9	2
BE6043/10100	6043E	10	100	-	-	-	1
BE600/10100	600E	10	100	-	-	-	1
BE600/10125	600E	10	125	-	-	-	1
BE601/12100	601E	12	100	-	-	-	1
BE601/12160	601E	12	160	-	-	-	1
BE601/16100	601E	16	100	-	-	-	1
BE601/16160	601E	16	160	-	-	-	1
BE601/1890	601E	18	90	-	-	-	1

Material: Heat-treated steel, #: Material = HSS. Clamping flat or through-bore against extra charge.

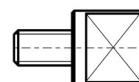


Collet holders for rubber-flex collets

ORDER NO.	ORIG. NO. TRAUB/INDEX	COLLET	D	L_1	L_2	A_1	RANGE	NUT
BROZ 3160		41	5/8"	46	19	21	1 - 6,5	ROZ 3157
BROZ 3161	TB 315 003 W12.126.0046	41	3/4"	46	19	21	1 - 6,5	ROZ 3157
BROZ 3162*		41	16MM	46	19	21	1 - 6,5	ROZ 3157
BROZ 3163*		41	20MM	46	19	21	1 - 6,5	ROZ 3157
BROZ 3164		41	20	70	19	21	1 - 6,5	ROZ 3157
BROZ 3170	TB 315 005 W12.121.0046	42	3/4"	46	19	31	2 - 10	ROZ 3158
BROZ 3171	TB 614 666	42	1"	46	19	31	2 - 10	ROZ 3158
BROZ 3172*		42	25MM	46	19	31	2 - 10	ROZ 3158
BROZ 3173*		42	20MM	46	19	31	2 - 10	ROZ 3158
BROZ 3180	TB 614 665 W32.121.00	44	1"	46	33	40	1,8 - 13 (15)	ROZ 3159
BROZ 3181	W52.131.00	44	1 1/4"	46	33	40	1,8 - 13 (15)	ROZ 3159
BROZ 3182*		44	25MM	46	33	40	1,8 - 13 (15)	ROZ 3159
BROZ 3183		44	30MM	60	33	40	1,8 - 13 (15)	ROZ 3159
BROZ 3184*		44	20MM	46	33	40	1,8 - 13 (15)	ROZ 3159
BROZ 3185		44	3/4"	46	33	40	1,8 - 13 (15)	ROZ 3159

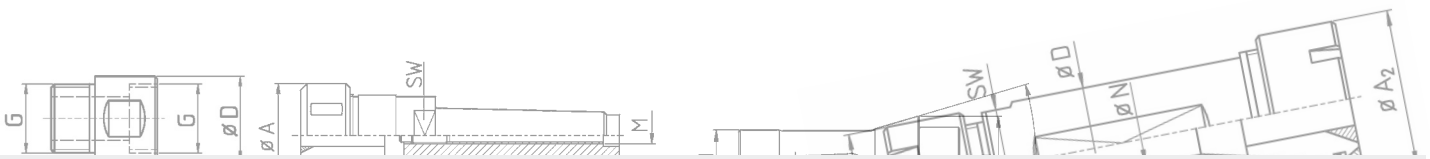
* Also available with clamping flat.

Ejector drift for MT-holders se page 27



Reamer holders

Adjustable and floating reamer holders enhances the performance of your reamer.



Reamer holders: technical information


TECHNICAL

- Reamer holders could be used to compensate misalignment while tapping on CNC-machines.
- All reamer holders will be supplied with clamping nuts (standard).
- Reamer holders with "AK" will be supplied with sealed nut.
- Abbreviations for holders: see technical info. on page 5.

- Holders with coolant through inlet:
IK: axial coolant inlet.
AK: radial coolant inlet.

Thread of coolant inlet:

AK0 = M12x1.5
AK1 = G1/8"
AK2 = M8x1
AK3 = M10x1

All holders with coolant inlet AK0 can be reduced to AK1-AK3.

- Adjusting axial float:
- release frontal black screws.
- silver screw has to be removed completely. Below this screw are the bores to adjust.
- after adjusting tighten all screws.

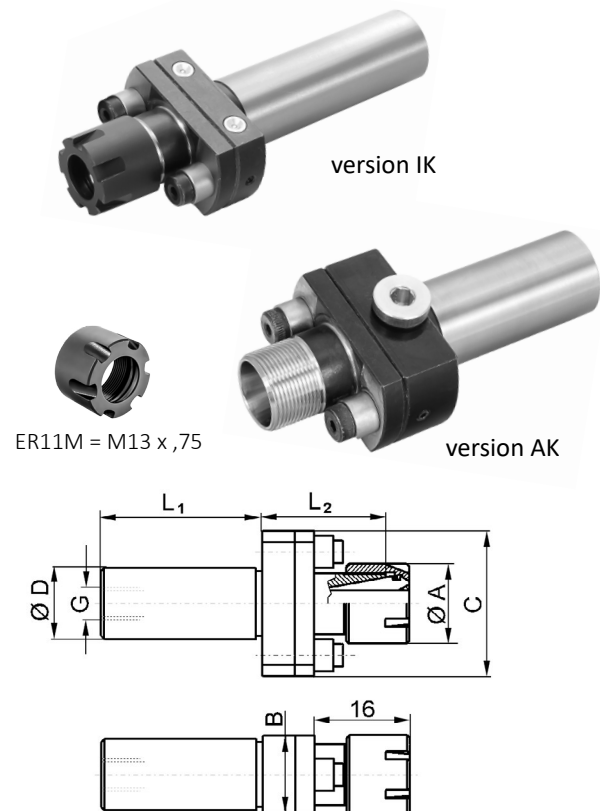
Reamer holders ER11 | with coolant through

ORDER NO.	D	C	B	L ₁	L ₂	G
BPH111032	10	45	24	32	32	*
BPH111040	10	45	24	40	32	*
BPH111232	12	45	24	32	32	*
BPH111240	12	45	24	40	32	*
BPH111620	16	45	24	20	32	*
BPH11V20 #	20	45	24	40	50	#
BPH111445IK	14	45	24	45	32	G1/8"
BPH111650IK	16	45	24	50	32	G1/8"
BPH111680IK	16	45	24	80	32	G1/8"
BPH111950IK	3/4"	45	24	50	32	G1/8"
BPH111970IK	3/4"	45	24	70	32	G1/8"
BPH1119120IK	3/4"	45	24	120	32	G1/8"
BPH112050IK	20	45	24	50	32	G1/8"
BPH112070IK	20	45	24	70	32	G1/8"
BPH112250IK	22	45	24	50	32	G1/8"
BPH112270IK	22	45	24	70	32	G1/8"
BPH1122120IK	22	45	24	120	32	G1/8"
BPH112550IK	25	45	24	50	32	G1/8"
BPH112570IK	25	45	24	70	32	G1/8"
BPH1125140IK	25	45	24	140	32	G1/8"
BPH112650IK	1"	45	24	50	32	G1/8"
BPH112670IK	1"	45	24	70	32	G1/8"
BPH112870IK	28	45	24	70	32	G1/8"
BPH111032AK1	10	45	24	32	40	G1/8"
BPH111232AK1	12	45	24	32	40	G1/8"
BPH111650AK1	16	45	24	50	40	G1/8"
BPH112050AK1	20	45	24	50	37	G1/8"
BPH112250AK1	22	45	24	50	37	G1/8"
BPH112550AK1	25	45	24	50	42	G1/8"
BPH112570AK1	25	45	24	70	42	G1/8"
BPH1125140AK1	25	45	24	140	37	G1/8"
BPH1122SRRRAK1	22	45	24	25	37	G1/8"

* Without coolant through.

Reamer holder with VDI-shank.

- 1 mm float in all directions.
- Compact dimensions.
- Self-centering.
- Non tilting possible.
- Incl. standard nut ER11M.



STAR - MACHINE TYPE

SR10J (Pos T22+ T24); SB12 / 20R; SB16 / 20;
SR20J / JN; SR32J / JN; SR20 R / II / III; SV20R; SW12RII;
ECAS12/20; SR20RIV (Pos T21 - T24/ overlaps T25 - T28)

Reamer holders ER16 | with coolant through

ORDER NO.	D	C	B	L ₁	L ₂	G
BPH161032	10	45	24	32	32	*
BPH161040	10	45	24	40	32	*
BPH161232	12	45	24	32	32	*
BPH161240	12	45	24	40	32	*
BPH161620	16	45	24	20	32	*
BPH16V20 #	20	45	24	40	50	#
BPH161445IK	14	45	24	45	32	G1/8"
BPH161650IK	16	45	24	50	32	G1/8"
BPH161680IK	16	45	24	80	32	G1/8"
BPH161950IK	3/4"	45	24	50	32	G1/8"
BPH161970IK	3/4"	45	24	70	32	G1/8"
BPH1619120IK	3/4"	45	24	120	32	G1/8"
BPH162050IK	20	45	24	50	32	G1/8"
BPH162070IK	20	45	24	70	32	G1/8"
BPH162250IK	22	45	24	50	32	G1/8"
BPH162270IK	22	45	24	70	32	G1/8"
BPH1622120IK	22	45	24	120	32	G1/8"
BPH162550IK	25	45	24	50	32	G1/8"
BPH162570IK	25	45	24	70	32	G1/8"
BPH1625140IK	25	45	24	140	32	G1/8"
BPH162650IK	1"	45	24	50	32	G1/8"
BPH162670IK	1"	45	24	70	32	G1/8"
BPH162870IK	28	45	24	70	32	G1/8"
BPH161032AK1	10	45	24	32	40	G1/8"
BPH161232AK1	12	45	24	32	40	G1/8"
BPH161650AK1	16	45	24	50	40	G1/8"
BPH162050AK1	20	45	24	50	37	G1/8"
BPH162250AK1	22	45	24	50	37	G1/8"
BPH162550AK1	25	45	24	50	42	G1/8"
BPH162570AK1	25	45	24	70	42	G1/8"
BPH1625140AK1	25	45	24	140	37	G1/8"
BPH1622SRRAK1	22	45	24	25	37	G1/8"

* Without coolant through.

Reamer holder with VDI-shank.

- 1 mm float in all directions.
- Compact dimensions.
- Self-centering.
- Non tilting possible.
- Incl. standard nut ER11M.



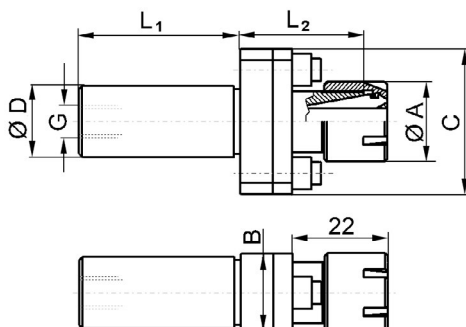
version IK



version AK

STAR - MACHINE TYPE

SR10J (Pos T22+ T24) ; SB12 / 20R ; SB16 / 20 ;
 SR20J / JN ; SR32J / JN ; SR20 R / II / III ; SV20R ; SW12RII ;
 ECAS12/20 ; SR20RIV (Pos T21 - T24/ overlaps T25 - T28)



ER16M = M19 x 1



ER11M = M13 x 0,75



UM/ER11 = M14 x 0,75

- 0,5 mm float in all directions.
- Very small dimensions (e.g. for CNC lathes).
- Perfect for reamers 1 mm - 7 mm (not adjustable).
- Incl. nut ER11M / UM/ER11.

Reamer holders type ER11

MINI NUT

STANDARD NUT

ORDER NUMBER	NUT	A	ORDER NO.	NUT	A	D	L ₁	L ₂	RANGE	WITH STOP COLLAR
BEPM111620BU	ER11M	16	BEPU111620BU	UM/ER11	19	16	20	28	1 - 8	X
BEPM111670	ER11M	16	BEPU111670	UM/ER11	19	16	70	16	1 - 8	
BEPM111670LBU	ER11M	16	BEPU111670LBU	UM/ER11	19	16	70	21	1 - 8	X
BEPM111670XLBU	ER11M	16	BEPU111670XLBU	UM/ER11	19	16	70	26	1 - 8	X
BEPM111940FLBU	ER11M	16	BEPU111940FLBU	UM/ER11	19	3/4"	40	28	1 - 8	X
BEPM111950FL	ER11M	16	BEPU111950FL	UM/ER11	19	3/4"	50	16	1 - 8	
BEPM111970FL	ER11M	16	BEPU111970FL	UM/ER11	19	3/4"	70	16	1 - 8	
BEPM1119120FL	ER11M	16	BEPU1119120FL	UM/ER11	19	3/4"	120	16	1 - 8	
BEPM1119120FLXLBU	ER11M	16	BEPU1119120FLXLBU	UM/ER11	19	3/4"	120	28	1 - 8	X
BEPM112050	ER11M	16	BEPU112050	UM/ER11	19	20	50	16	1 - 8	
BEPM112050FL	ER11M	16	BEPU112050FL	UM/ER11	19	20	50	16	1 - 8	
BEPM112070FL	ER11M	16	BEPU112070FL	UM/ER11	19	20	70	16	1 - 8	
BEPM1120120FLBU	ER11M	16	BEPU1120120FLBU	UM/ER11	19	20	120	28	1 - 8	X
BEPM112250FL	ER11M	16	BEPU112250FL	UM/ER11	19	22	50	16	1 - 8	
BEPM112270FL	ER11M	16	BEPU112270FL	UM/ER11	19	22	70	16	1 - 8	
BEPM112270FLBU	ER11M	16	BEPU112270FLBU	UM/ER11	19	22	70	28	1 - 8	X
BEPM112538WD	ER11M	16	BEPU112538WD	UM/ER11	19	25	38	16	1 - 8	
BEPM112550WD	ER11M	16	BEPU112550WD	UM/ER11	19	25	50	16	1 - 8	
BEPM112580WD	ER11M	16	BEPU112580WD	UM/ER11	19	25	80	16	1 - 8	
BEPM1125120FLBU	ER11M	16	BEPU1125120FLBU	UM/ER11	19	25	120	31	1 - 8	X
BEPM112638WDBU	ER11M	16	BEPU112638WDBU	UM/ER11	19	1"	38	28	1 - 8	X
BEPM112680FL	ER11M	16	BEPU112680FL	UM/ER11	19	1"	80	16	1 - 8	
BEPM1122SR #	ER11M	16	BEPM1122SR #	UM/ER11	19	22	25	27	1 - 8	X
BEPM1122SRR ##	ER11M	16	BEPM1122SRR ##	UM/ER11	19	22	25	27	1 - 8	X

STAR - MACHINE TYPE

SR32 ; SR32J

SR10J (Pos T22+ T24) ; SB12 / 20R ; SB16 / 20 ;

SR20J / JN ; SR32J / JN ; SR20 R / II / III ; SV20R ; SW12R II ;

ECAS12/20 ; SR20RIV (Pos T21 - T24 overlaps T25 - T28)

Spanner: E11M / GS17.

Use reamers in short dimensions.

BU = holders with flange.



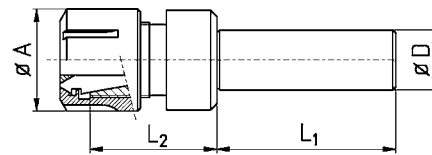
- 0,5 mm float in all directions.
- Very small dimensions (e.g. for CNC lathes).
- Perfect for reamers 1 mm - 7 mm (not adjustable).
- Incl. nut ER16M / UM/ER16.



ER16M = M19 x 1



UM/ER16 = M22 x 1,5



Reamer holders type ER16

MINI NUT			STANDARD NUT							
ORDER NO.	NUT	A	ORDER NO.	NUT	A	D	L ₁	L ₂	RANGE	WITH STOP COLLAR
BEPM161620BU	ER16M	22	BEPU161620BU	UM/ER16	28	16	20	38	1 - 10	X
BEPM161665BU	ER16M	22	BEPU161665BU	UM/ER16	28	16	65		1 - 10	
BEPM161670	ER16M	22	BEPU161670	UM/ER16	28	16	70	26	1 - 10	
BEPM161670LBU	ER16M	22	BEPU161670LBU	UM/ER16	28	16	70	31	1 - 10	X
BEPM161670XLBU	ER16M	22	BEPU161670XLBU	UM/ER16	28	16	70	36	1 - 10	X
BEPM161940FLBU	ER16M	22	BEPU161940FLBU	UM/ER16	28	3/4"	40	38	1 - 10	X
BEPM161950FL	ER16M	22	BEPU161950FL	UM/ER16	28	3/4"	50	26	1 - 10	
BEPM161970FL	ER16M	22	BEPU161970FL	UM/ER16	28	3/4"	70	26	1 - 10	
BEPM1619120FL	ER16M	22	BEPU1619120FL	UM/ER16	28	3/4"	120	26	1 - 10	
BEPM1619120FLXL	ER16M	22	BEPU1619120FLXLBU	UM/ER16	28	3/4"	120	38	1 - 10	X
BEPM162050	ER16M	22	BEPU162050	UM/ER16	28	20	50	26	1 - 10	
BEPM162050FL	ER16M	22	BEPU162050FL	UM/ER16	28	20	50	26	1 - 10	
BEPM162070FL	ER16M	22	BEPU162070FLBU	UM/ER16	28	20	70	38	1 - 10	X
BEPM1620120FLBU	ER16M	22	BEPU1620120FLBU	UM/ER16	28	20	120	38	1 - 10	X
BEPM1620120BU	ER16M	22	BEPU1620120BU	UM/ER16	28	20	118	38	1 - 10	X
BEPM162250FL	ER16M	22	BEPU162250FL	UM/ER16	28	22	50	26	1 - 10	
BEPM162270FL	ER16M	22	BEPU162270FL	UM/ER16	28	22	70	26	1 - 10	
BEPM162270FLBU	ER16M	22	BEPU162270FLBU	UM/ER16	28	22	70	38	1 - 10	X
BEPM162538WD	ER16M	22	BEPU162538WD	UM/ER16	28	25	38	26	1 - 10	
BEPM162550WD	ER16M	22	BEPU162550WD	UM/ER16	28	25	50	26	1 - 10	
BEPM162570	ER16M	22	BEPU162570	UM/ER16	28	25	70	19		
BEPM162580WD	ER16M	22	BEPU162580WD	UM/ER16	28	25	80	26	1 - 10	
BEPM1625120FLBU	ER16M	22	BEPU1625120FLBU	UM/ER16	28	25	120	41	1 - 10	X
BEPM162638WDBU	ER16M	22	BEPU162638WDBU	UM/ER16	28	1"	38	38	1 - 10	X
BEPM162650FLBU	ER16M	22	BEPU162650FLBU	UM/ER16	28	1"	50	38	1 - 10	X
BEPM162680FL	ER16M	22	BEPU162680FL	UM/ER16	28	1"	80	26	1 - 10	
BEPM1622SR #	ER16M	22	BEPU1622SR #	UM/ER16	28	22	25	37	1 - 10	X
BEPM1622SRR ##	ER16M	22	BEPU1622SRR ##	UM/ER16	28	22	25	37	1 - 10	X

STAR - MACHINE TYPE

SR32 ; SR32J

SR10J (Pos T22+ T24) ; SB12 / 20R ; SB16 / 20 ;

SR20J / JN ; SR32J / JN ; SR20 R / II / III ; SV20R ; SW12R II ;

ECAS12/20 ; SR20RIV (Pos T21 - T24 overlaps T25 - T28)

Spanner: E16M / GS25.

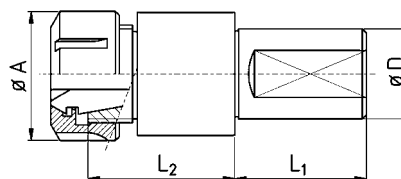
Use reamers in short dimensions.

BU = holders with flange.

Reamer holders type ER25

ORDER NO.	D	L ₁	L ₂	RANGE	WITH STOP COLLAR
BEPU25V20 *	20	40	62	3 - 16	X
BEPU25V30 *	30	55	60	3 - 16	X
BEPU25V40 *	40	62	55	3 - 16	X
BEPU251640BU	16	40	52	3 - 16	X
BEPU251945BU	3/4"	45	52	3 - 16	X
BEPU252050FLBU	20	50	52	3 - 16	X
BEPU252550WDBU	25	50	52	3 - 16	X
BEPU2525120WDBU	25	120	52	3 - 16	X
BEPU252650BU	1"	50	52	3 - 16	X
BEPU252650WDBU	1"	50	52	3 - 16	X
BEPU2526100BU	1"	100	52	3 - 16	X
BEPU253155BU	1 1/4"	55	45	3 - 16	X
BEPU253265WDBU	32	65	52	3 - 16	X
BEPU254085BU	40	85	52	3 - 16	X
BEPU254085WD	40	85		3 - 16	X

- 0,5 mm float in all directions.
- Ball bearing guided.
- Floating pressure adjustable with EPM6 spanner.
- Incl. standard nut UM/ER25.



Spanner: E25.

* with VDI shank.

BU = holders with flange.



UM/ER25 = M32 x 1,5



Reamer holders | shank with trapezoid thread

ORDER NO.	L ₁	L ₂	D	WITH STOP COLLAR
BV155.T20WD	74	41	TR20X2,0	X



UX/ER20 = M25 x 1,5

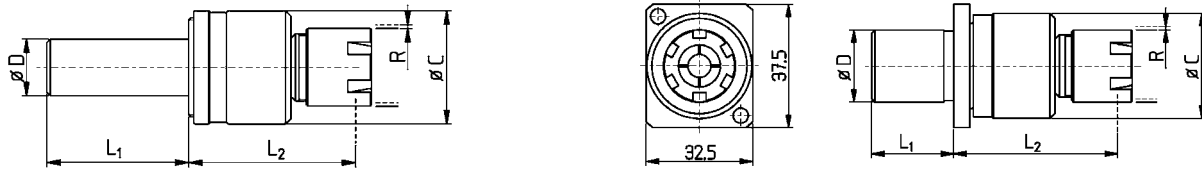


Adjusting spanner

ORDER NO.
BEPM6



Adjustable reamer holders | with collet clamping



Exampel: V155.622SW

ORDER NO.	COLLET	NUT	D	C	L_1	L_2	R
BV155.516	ER11	UM/ER11	16	32	46	40	1
BV155.516L	ER11	UM/ER11	16	32	60	40	1
BV155.519	ER11	UM/ER11	3/4"	32	46	40	1
BV155.519L	ER11	UM/ER11	3/4"	32	60	40	1
BV155.520	ER11	UM/ER11	20	32	46	40	1
BV155.522	ER11	UM/ER11	22	32	46	40	1
BV155.522SW #	ER11	UM/ER11	22	32	25	40	2
BV155.525	ER11	UM/ER11	25	32	46	40	1
BV155.526	ER11	UM/ER11	1"	32	46	40	1
BV155.616	ER16	ER16M	16	32	46	44	1
BV155.616L	ER16	ER16M	16	32	60	44	1
BV155.619	ER16	ER16M	3/4"	32	46	44	1
BV155.619L	ER16	ER16M	3/4"	32	70	44	1
BV155.620	ER16	ER16M	20	32	46	44	1
BV155.622	ER16	ER16M	22	32	46	44	1
BV155.622SW #	ER16	ER16M	22	32	25	44	2
BV155.625	ER16	ER16M	25	32	46	44	1
BV155.626	ER16	ER16M	1"	32	46	44	1

- Slim dimensions, accurate parallel floating.
- Ball bearing guided.
- No axial float possible.
- Spring pressure adjustable.
- Incl. standard nut.



UM/ER11 = M14 x 0,75

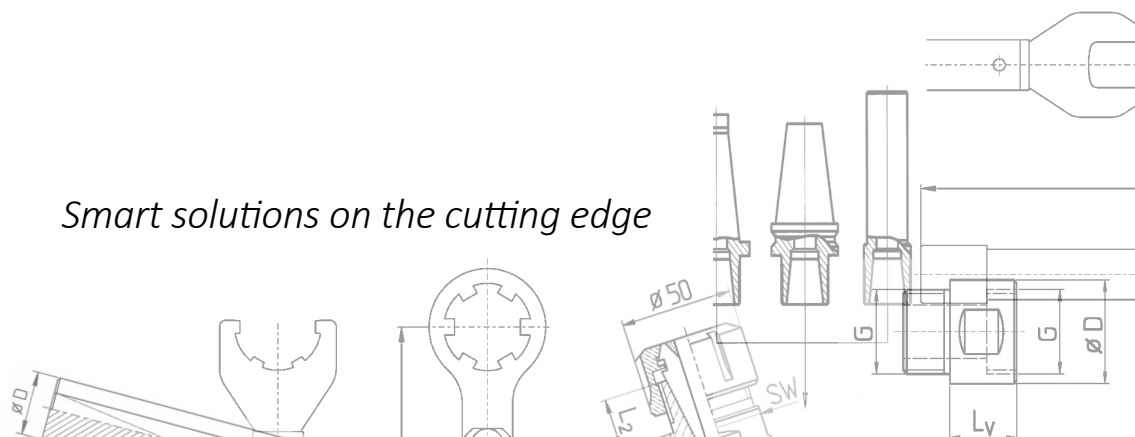


ER16M = M19 x 1

STAR - MACHINE TYPE

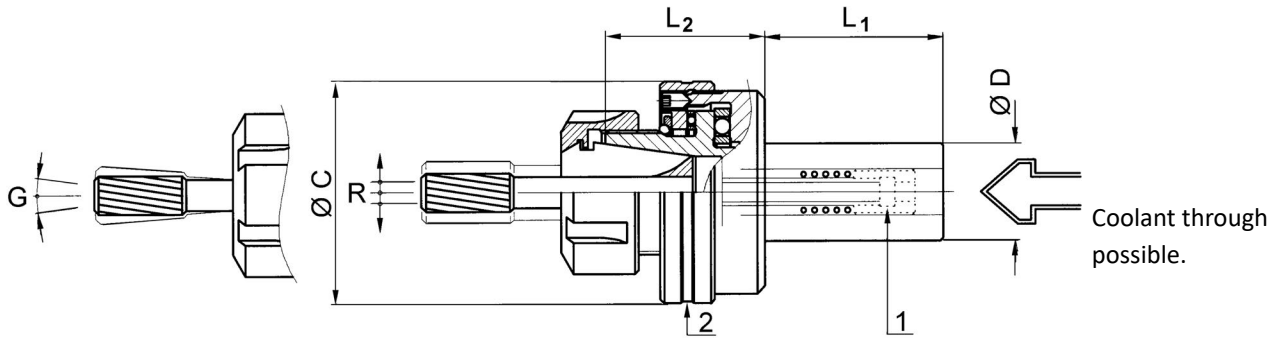
SW20 ; SR20RIV ; SB12/20R ; SR38 ; SV20R ; SW12RII

Smart solutions on the cutting edge





- Axial and parallel floating.
- See technical information page 38.
- Screw (1) adjusts spring pressure, giving parallel float adjustment.
- Nut (2) adjusts axial float.
- Incl. standard nut.



ER11AEX = M18 x 1



UM/ER16 = M22 x 1,5



UM/ER20 = M25 x 1,5



UM/ER25 = M32 x 1,5



UM/ER32 = M40 x 1,5



UM/ER40 = M50 x 1,5

Adjustable reamer holders | with collet clamping

ORDER NO.	COLLET	NUT	D	C	L ₁	L ₂	R
BV155.715 *	ER11	ER11A	5/8"	42	46	34	1
BV155.716 *	ER11	ER11A	16	42	46	34	1
BV155.719 *	ER11	ER11A	3/4"	42	46	34	1
BV155.720 *	ER11	ER11A	20	42	46	34	1
BV155.722 *	ER11	ER11A	22	42	46	34	1
BV155.725 *	ER11	ER11A	25	42	46	34	1
BV155.726 *	ER11	ER11A	1"	42	46	34	1

BV155.015	ER16	UM/ER16	5/8"	42	46	33	1
BV155.016	ER16	UM/ER16	16	42	46	33	1
BV155.019	ER16	UM/ER16	3/4"	42	46	33	1
BV155.020	ER16	UM/ER16	20	42	46	33	1
BV155.022	ER16	UM/ER16	22	42	46	33	1
BV155.025	ER16	UM/ER16	25	42	46	33	1
BV155.026	ER16	UM/ER16	1"	42	46	33	1

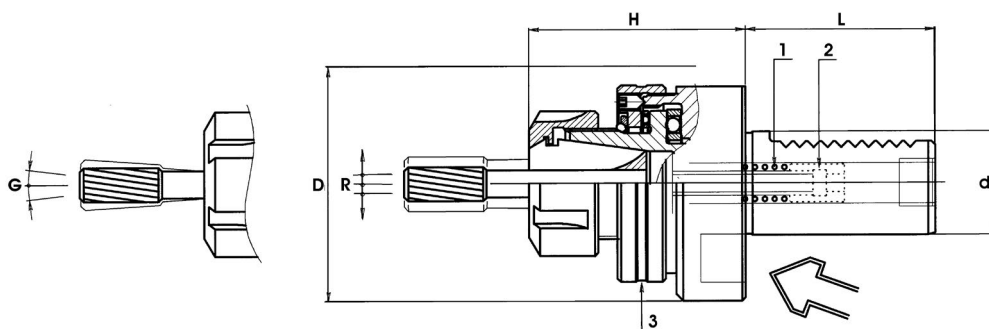
BV155.116	ER20	UM/ER20	16	50	46	39	1
BV155.119	ER20	UM/ER20	3/4"	50	46	39	1
BV155.120	ER20	UM/ER20	20	50	46	39	1
BV155.125	ER20	UM/ER20	25	50	46	39	1
BV155.126	ER20	UM/ER20	1"	50	46	39	1

ORDER NO.	COLLET	NUT	D	C	L ₁	L ₂	R
BV155.216	ER25	UM/ER25	16	57	46	41	1
BV155.219	ER25	UM/ER25	3/4"	57	46	41	1
BV155.220	ER25	UM/ER25	20	57	46	41	1
BV155.222	ER25	UM/ER25	22	57	46	41	1
BV155.225	ER25	UM/ER25	25	57	46	41	1
BV155.226	ER25	UM/ER25	1"	57	46	41	1
BV155.232	ER25	UM/ER25	32	57	46	41	1

BV155.325	ER32	UM/ER32	25	69	50	45	1,5
BV155.326	ER32	UM/ER32	1"	69	50	45	1,5
BV155.330	ER32	UM/ER32	30	69	50	45	1,5
BV155.331	ER32	UM/ER32	1 1/4"	69	50	45	1,5
BV155.332	ER32	UM/ER32	32	69	50	45	1,5

BV155.425	ER40	UM/ER40	25	79	50	49	1,5
BV155.426	ER40	UM/ER40	1"	79	50	49	1,5
BV155.430	ER40	UM/ER40	30	79	50	49	1,5
BV155.431	ER40	UM/ER40	1 1/4"	79	50	49	1,5
BV155.432	ER40	UM/ER40	32	79	50	49	1,5

* Holder with external thread nuts ER11A



Adjustable VDI-reamer holders | with collet

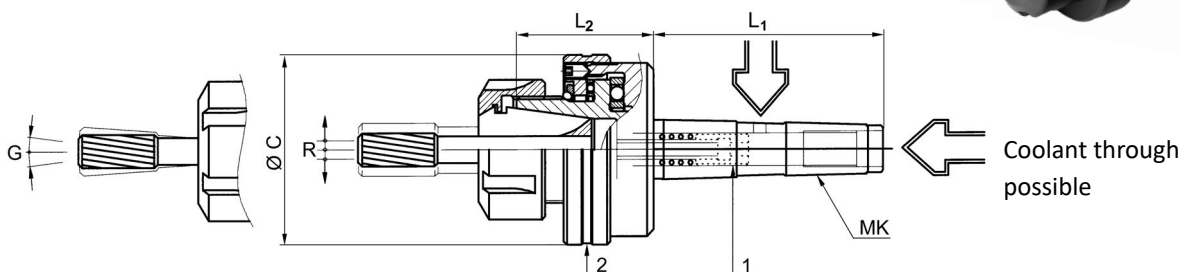
ORDER NO.	D	C	L ₁	L ₂	R	COLLET
BV155.9 K3.20.25	20	57	40	57	1	ER25
BV155.9 K3.30.25	30	68	55	64	1	ER25
BV155.9 K3.30.32	30	68	55	72	1,5	ER32
BV155.9 K3.40.32	40	83	63	74	1,5	ER32

- Axial (G) and parallel (R) floating.
- See technical information page 38.
- Screw (2) adjusts spring pressure, giving parallel float adjustment.
- Nut (3) adjusts axial float (G).

Supplied with nut.

Types with slim dimensions and VDI-shank see page 43 +44.

- Axial and parallel floating.
- See technical information page 38.
- Incl. standard nut.



Adjustable reamer holders with morse cone (MK)

ORDER NO.	COLLET	NUT	MK	C	L ₁	L ₂	R
BV155.702	ER11	UM/ER11	MK2	42	69	34	1
BV155.703	ER11	UM/ER11	MK3	42	86	34	1
BV155.002	ER16	UM/ER16	MK2	42	69	34	1
BV155.003	ER16	UM/ER16	MK3	42	86	34	1
BV155.102	ER20	UM/ER20	MK2	50	69	39	1
BV155.103	ER20	UM/ER20	MK3	50	86	39	1
BV155.202	ER25	UM/ER25	MK2	57	69	41	1
BV155.203	ER25	UM/ER25	MK3	57	86	41	1
BV155.303	ER32	UM/ER32	MK3	69	86	45	1.5
BV155.304	ER32	UM/ER32	MK4	69	109	45	1.5
BV155.403	ER40	UM/ER40	MK3	79	86	49	1.5
BV155.404	ER40	UM/ER40	MK4	79	109	49	1.5



Ejector drifts for MT holders see page 27

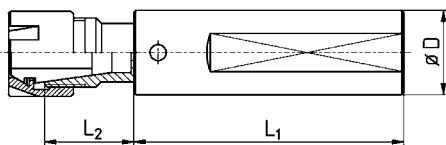
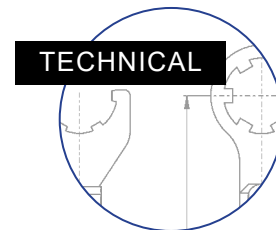
Tap holders

Tap holders of a wide variety. With our precise WhizHold tapping collets tapping will be easier than ever.



Tap holders: technical information

- All tap holders will be supplied with clamping nut (standard).
- Tap holders with "AK" will be supplied with sealed nut.
- Abbreviations for holders see technical information page 5.



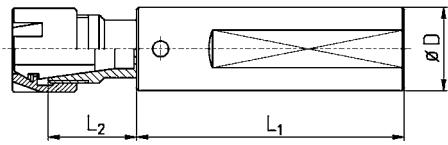
ER08M = M10 x 0,75



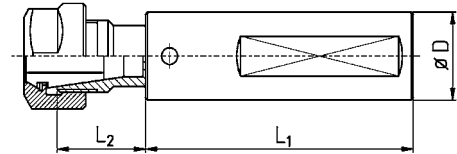
ER11M = M13 x 0,75

Tap holders ER08M/ER11M | extremely small dimensions, precisely guided

ORDER NO.	COLLET	D	L ₁	L ₂	PULLOUT	RANGE	NUT
BGFM081450WD	ER08	14	50	10	7	M1 - M6	ER08M
BGFM085840WD	ER08	5/8"	40	10	7	M1 - M6	ER08M
BGFM085850WD	ER08	5/8"	50	10	7	M1 - M6	ER08M
BGFM081640WD	ER08	16	40	10	7	M1 - M6	ER08M
BGFM081650WD	ER08	16	50	10	7	M1 - M6	ER08M
BGFM111450WD	ER11	14	50	18	7	M1 - M8	ER11M
BGFM115840WD	ER11	5/8"	40	18	7	M1 - M8	ER11M
BGFM115850WD	ER11	5/8"	50	18	7	M1 - M8	ER11M
BGFM111640WD	ER11	16	40	18	7	M1 - M8	ER11M
BGFM111650WD	ER11	16	50	18	7	M1 - M8	ER11M




Example:
Holder GFM with complete clamping flat WD.



Example:
Holder GFU with non-complete clamping flat FL.



UM/ER11 = M14 x 0,75

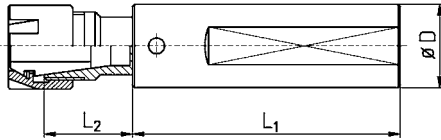


ER11M = M13 x 0,75

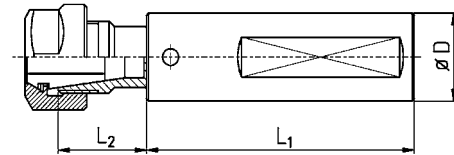
Tap holders ER11/ER11M | slim type, precisely guided

ORDER NO.	D	L ₁	L ₂	NUT
BGFU111838	18	38	9	UM/ER11
BGFU111630	16	30	9	UM/ER11
BGFU111645	16	45	9	UM/ER11
BGFU111880	18	80	9	UM/ER11
BGFU1118130	18	130	9	UM/ER11
BGFU111950	3/4"	50	9	UM/ER11
BGFU111950FL	3/4"	50	9	UM/ER11
BGFU111970FL	3/4"	70	9	UM/ER11
BGFU111970WD	3/4"	70	9	UM/ER11
BGFU1119120FL	3/4"	120	9	UM/ER11
BGFU112050WD	20	50	9	UM/ER11
BGFM112050	20	50	10	UM/ER11
BGFU112070FL	20	70	9	UM/ER11
BGFU1120120WD	20	120	9	UM/ER11
BGFU1120150	20	150	9	UM/ER11
BGFU112250FL	22	50	9	UM/ER11
BGFU112270WD	22	70	9	UM/ER11
BGFU1122100WD	22	100	9	UM/ER11
BGFU112570	25	70	9	UM/ER11
BGFU112570WD	25	70	9	UM/ER11
BGFU112650	1"	50	9	UM/ER11
BGFU112670	1"	70	9	UM/ER11
BGFU112880	28	80	9	UM/ER11
BGFU113265WD	32	65	9	UM/ER11

ORDER NO.	D	L ₁	L ₂	NUT
BGFM111838	18	38	9	ER11M
BGFM111630	16	30	9	ER11M
BGFM111645	16	45	10	ER11M
BGFM111880	18	80	10	ER11M
BGFM1118130	18	130	10	ER11M
BGFM111950	3/4"	50	10	ER11M
BGFM111950FL	3/4"	50	10	ER11M
BGFM111970FL	3/4"	70	10	ER11M
BGFM111970WD	3/4"	70	10	ER11M
BGFM1119120FL	3/4"	120	10	ER11M
BGFM112050WD	20	50	10	ER11M
BGFM112050	20	50	10	ER11M
BGFM112070FL	20	70	10	ER11M
BGFM1120120WD	20	120	10	ER11M
BGFM1120150	20	150	10	ER11M
BGFM112250FL	22	50	10	ER11M
BGFM112270WD	22	70	10	ER11M
BGFM1122100WD	22	100	10	ER11M
BGFM112570	25	70	9	ER11M
BGFM112570WD	25	70	9	ER11M
BGFM112650	1"	50	9	ER11M
BGFM112670	1"	70	9	ER11M
BGFM112880	28	80	10	ER11M
BGFM113265WD	32	65	10	ER11M



Example:
Holder GFM with complete clamping flat WD.



Example:
Holder GFU with non-complete clamping flat FL.



UM/ER16 = M22 x 1,5



ER16M = M19 x 1

Tap holders ER16/ER16M | slim type, precisely guided

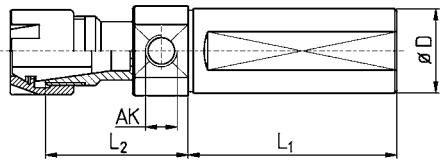
ORDER NO.	D	L ₁	L ₂	NUT
BGFU161630	16	30	19	UM/ER16
BGFU161645	16	45	19	UM/ER16
BGFU161838	18	38	19	UM/ER16
BGFU161880	18	80	19	UM/ER16
BGFU1618130	18	130	19	UM/ER16
BGFU161945	3/4"	45	20	UM/ER16
BGFU161950	3/4"	50	19	UM/ER16
BGFU161950FL	3/4"	50	19	UM/ER16
BGFU161970FL	3/4"	70	19	UM/ER16
BGFU161970WD	3/4"	70	19	UM/ER16
BGFU1619120FL	3/4"	120	19	UM/ER16
BGFU162050WD	20	50	19	UM/ER16
BGFU162070FL	20	70	19	UM/ER16
BGFU162070WD	20	70	19	UM/ER16
BGFU1620120WD	20	120	19	UM/ER16
BGFU1620150	20	150	19	UM/ER16
BGFU162250FL	22	50	19	UM/ER16
BGFU162270WD	22	70	19	UM/ER16
BGFU1622100WD	22	100	19	UM/ER16
BGFU162570	25	70	20	UM/ER16
BGFU162570WD	25	70	20	UM/ER16
BGFU1625140WD	25	140	20	UM/ER16
BGFU162650	1"	50	20	UM/ER16
BGFU162670	1"	70	20	UM/ER16
BGFU162870WD	28	70	20	UM/ER16
BGFU162880FL	28	80	19	UM/ER16
BGFU163265WD	32	65	19	UM/ER16

ORDER NO.	D	L ₁	L ₂	NUT
BGFM161630	16	30	19	ER16M
BGFM161645	16	45	19	ER16M
BGFM161838	18	38	19	ER16M
BGFM161880	18	80	19	ER16M
BGFM1618130	18	130	19	ER16M
BGFM161945	3/4"	45	20	ER16M
BGFM161950	3/4"	50	19	ER16M
BGFM161950FL	3/4"	50	19	ER16M
BGFM161ER20M = M24 x 170FL	3/4"	70	19	ER16M
BGFM161970WD	3/4"	70	19	ER16M
BGFM1619120FL	3/4"	120	19	ER16M
BGFM162050WD	20	50	19	ER16M
BGFM162070FL	20	70	19	ER16M
BGFM162070WD	20	70	19	ER16M
BGFM1620120WD	20	120	19	ER16M
BGFM1620150	20	150	19	ER16M
BGFM162250FL	22	50	19	ER16M
BGFM162270WD	22	70	19	ER16M
BGFM1622100WD	22	100	19	ER16M
BGFM162570	25	70	20	ER16M
BGFM162570WD	25	70	20	ER16M
BGFM1625140WD	25	140	20	ER16M
BGFM162650	1"	50	20	ER16M
BGFM162670	1"	70	20	ER16M
BGFM162870WD	28	70	20	ER16M
BGFM162880FL	28	80	19	ER16M
BGFM163265WD	32	65	19	ER16M



ER20M = M24 x 1


ORDER NO.	COLLET	D	L ₁	L ₂	RANGE	NUT	THREAD	SPANNER
BGFM202670FL	ER20	1"	70	17	M1 - M10	ER20M	M24X1	E20M




ER16M = M19 x 1



ER20M = M24 x 1



UM/ER16 = M22 x 1,5

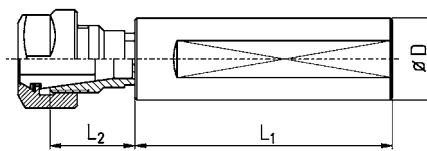


Tap holders ER16/ER16M/ER20M | slim type, precisely guided with axial coolant

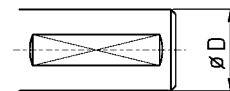
ORDER NO.	RANGE	PULLOUT	D	L ₁	L ₂	AK	COLLET	NUT
BGFU161950AK1WD	M1- M10	15 MM	3/4"	50	30	G1/8"	ER16	UM/ER16
BGFU162050AK1WD	M1- M10	15 MM	20	50	30	G1/8"	ER16	UM/ER16
BGFU162570AK1WD	M1- M10	15 MM	25	70	30	G1/8"	ER16	UM/ER16
BGFU162670AK1WD	M1- M10	15 MM	1"	70	30	G1/8"	ER16	UM/ER16
BGFM161645AK1WD	M1 - M8	7 MM	16	45	36	G1/8"	ER16	ER16M
BGFM161950AK1WD	M1 - M8	7 MM	3/4"	50	36	G1/8"	ER16	ER16M
BGFM162050AK1WD	M1 - M8	7 MM	20	50	36	G1/8"	ER16	ER16M
BGFM162070AK1WD	M1 - M8	7 MM	20	70	36	G1/8"	ER16	ER16M
BGFM162270AK1WD	M1 - M8	7 MM	22	70	36	G1/8"	ER16	ER16M
BGFM162570AK1WD	M1 - M8	7 MM	25	70	36	G1/8"	ER16	ER16M
BGFM162670AK1WD	M1 - M8	7 MM	1"	70	36	G1/8"	ER16	ER16M
BGFM203250AK1WD	M1- M10	10 MM	32	50	31	G1/8"	ER20	ER20M
BGFM203280AK1WD	M1- M10	10 MM	32	80	31	G1/8"	ER20	ER20M

Tap holders ER standard thread | extremely small dimensions, hexagon guidance

ORDER NO.	D	L ₁
BGSU**1438	14	38
BGSU**1450	14	50
BGSU**1630	16	30
BGSU**1635	16	35
BGSU**1670	16	70
BGSU**16120	16	120
BGSU**18125WD	18	125
BGSU**1938FL	3/4"	38
BGSU**1970FL	3/4"	70
BGSU**19120FL	3/4"	120
BGSU**19120	3/4"	120
BGSU**1950FL	3/4"	50
BGSU**1950	3/4"	50
BGSU**2038FL	20	38
BGSU**2050FL	20	50
BGSU**2070FL	20	70
BGSU**20120WD	20	120
BGSU**2238FL	22	38
BGSU**2250FL	22	50
BGSU**2270FL	22	70
BGSU**22120FL	22	120
BGSU**2538FL	25	38
BGSU**2550FL	25	50
BGSU**2570FL	25	70
BGSU**2580FL	25	80
BGSU**2638FL	1"	38
BGSU**2650FL	1"	50
BGSU**2670FL	1"	70
BGSU**2680FL	1"	80
BGSU**26125FL	1"	125



WD: Complete clamping flat



FL: Non-complete clamping flat



COLLET ER11

L ₂	RANGE	NUT
10	M1 - M6	UM/ER11

order-No.: **
To be replaced by the
collet-No. of the collet
holder (11 / 16 or 20)



UM/ER11 = M14 x 0,75



UM/ER16 = M22 x 1,5

COLLET ER16

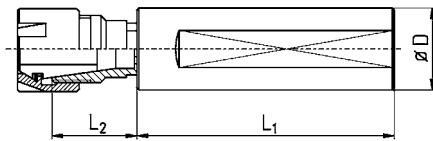
L ₂	RANGE	NUT
27	M1 - M8	UM/ER16

COLLET ER20

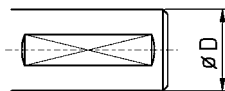
L ₂	RANGE	NUT
32	M2 - M16	UM/ER20



UM/ER20 = M25 x 1,5



WD: Complete clamping flat



FL: Non-complete clamping flat



Tap holders ER mini thread | extremely small dimensions, hexagon guidance

ORDER NO.	D	L ₁
BGSM**1438	14	38
BGSM**1450	14	50
BGSM**1630	16	30
BGSM**1635	16	35
BGSM**1670	16	70
BGSM**16120	16	120
BGSM**18125WD	18	125
BGSM**1938FL	3/4"	38
BGSM**1970FL	3/4"	70
BGSM**19120FL	3/4"	120
BGSM**19120	3/4"	120
BGSM**1950FL	3/4"	50
BGSM**1950	3/4"	50
BGSM**2038FL	20	38
BGSM**2050FL	20	50
BGSM**2070FL	20	70
BGSM**20120WD	20	120
BGSM**2238FL	22	38
BGSM**2250FL	22	50
BGSM**2270FL	22	70
BGSM**22120FL	22	120
BGSM**2538FL	25	38
BGSM**2550FL	25	50
BGSM**2570FL	25	70
BGSM**2580FL	25	80
BGSM**2638FL	1"	38
BGSM**2650FL	1"	50
BGSM**2670FL	1"	70
BGSM**2680FL	1"	80
BGSM**26125FL	1"	125

COLLET ER11

L ₂	RANGE	NUT
10	M1 - M6	ER11M



ER11M = M13 x 0,75

COLLET ER16

L ₂	RANGE	NUT
27	M1 - M8	ER16



ER16M = M19 x 1

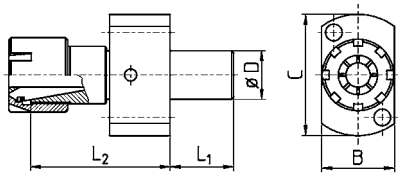
COLLET ER20

L ₂	RANGE	NUT
32	M2 - M16	ER20

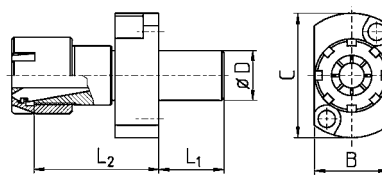


ER20M = M24 x 1


Order-No.: ** To be replaced by the collet-No.. of the collet holder (11 / 16 or 20)



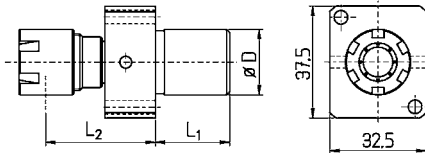
Pic. 1



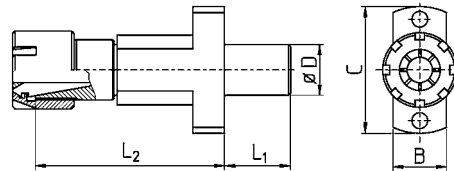
Pic. 4




ER11M = M13 x 0,75



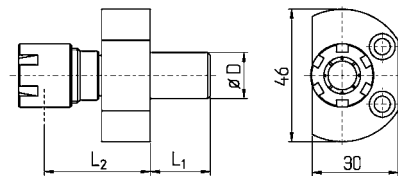
Pic. 2




Pic. 5



ER16M = M19 x 1



Pic. 3



UM/ER11 = M14 x 0,75

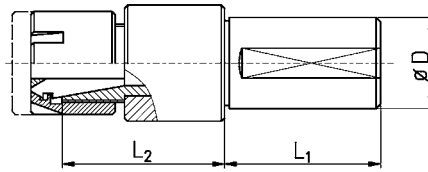


UM/ER16 = M22 x 1,5

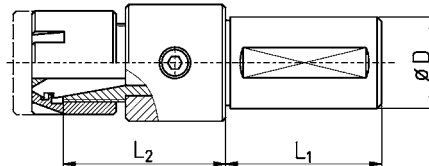
Tap holders ER mini thread | ER11/ER11M/ER16/ER16M for Star

ORDER NO.	D	L ₁	L ₂	B	C	PIC.	NUT	MACHINE TYPE
BGFM111610SRJ	16	10	43	17	40	5	ER11M	SR10J (POS T21 + T23)
BGFU111610SRJ	16	10	43	17	40	5	UM/ER11	
BGFM161610SRJ	16	10	53	17	40	5	ER16M	
BGFU161610SRJ	16	10	53	17	40	5	UM/ER16	
BGSM111621SR	16	21	24,5	24	40	4	ER11M	SR16 ; SR20
BGSU111621SR	16	21	24,5	24	40	4	UM/ER11	
BGSM161621SR	16	21	42	24	40	4	ER16M	
BGSU161621SR	16	21	42	24	40	4	UM/ER16	
BGSM161621RNC	16	21	45	30	46	3	ER16M	SR16
BGSU161621RNC	16	21	45	30	46	3	UM/ER16	
BGFM112225SRR	22	25	20,5	28	49	1	ER11M	SR10J (POS T22+ T24) ; SB12 / 20R ; SB16 / 20 ; SR20J / JN ; SR32J / JN ; SR20 R / II / III ; SV20R ; SW12RII ; ECAS12/20, S20RIV (POS T21 - T24) OVERLAPS T25 - T28)
BGFU112225SRR	22	25	29,5	28	49	1	UM/ER11	
BGFM162225SRR	22	25	29,5	28	49	1	ER16M	
BGFU162225SRR	22	25	29,5	28	49	1	UM/ER16	
BGSM162225SRR	22	25	29,5	28	49	1	ER16M	
BGSU162225SRR	22	25	29,5	28	49	1	UM/ER16	
BGFM112225SW	22	25	27			2	ER11M	SW20 ; SW12RII ; SV20R ; SR20RIV ; SB12 / 20R ; SR38
BGFU112225SW	22	25	36	32,5	37,5	2	UM/ER11	
BGFM162225SW	22	25	36			2	ER16M	
BGFU162225SW	22	25	36	32,5	37,5	2	UM/ER16	
BGFM112225SR	22	25	19	38	48	1	ER11M	SR32 ; SR32J
BGFU112225SR	22	25	28	38	48	1	UM/ER11	
BGFM162225SR	22	25	28	38	48	1	ER16M	
BGFU162225SR	22	25	28	38	48	1	UM/ER16	

WD: Complete clamping flat



FL: Non-complete clamping flat



ER20M = M24 x 1

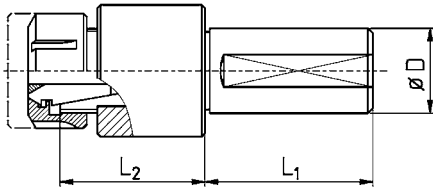


ER25M = M30 x 1

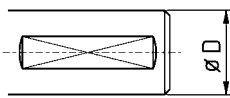
Tap holders ER mini thread | ER20M/ER25M ball bearing guided

ORDER NO.	COLLET	D	L ₁	L ₂
BGKM201650FL DZ	ER20M	16	50	47
BGKM201650FL	ER20M	16	50	47
BGKM201946	ER20M	3/4"	46	47
BGKM201946 DZ	ER20M	3/4"	46	47
BGKM2019100	ER20M	3/4"	100	47
BGKM202032FL	ER20M	20	32	47
BGKM202050	ER20M	20	50	47
BGKM202050FL DZ	ER20M	20	50	47
BGKM202050FL	ER20M	20	50	47
BGKM2020100FL	ER20M	20	100	47
BGKM202275FL	ER20M	22	75	47
BGKM202550FL	ER20M	25	50	47
BGKM202555FL DZ	ER20M	25	55	47
BGKM202575FL	ER20M	25	75	47
BGKM2025100WD DZ	ER20M	25	100	47
BGKM2025100WD	ER20M	25	100	47
BGKM2025120WD	ER20M	25	120	47
BGKM202646 DZ	ER20M	1"	46	47
BGKM202650	ER20M	1"	50	47
BGKM202675	ER20M	1"	75	47
BGKM202675FL	ER20M	1"	75	47
BGKM2026100	ER20M	1"	100	47
BGKM2026100WD	ER20M	1"	100	47
BGKM203150	ER20M	1 1/4"	50	47
BGKM203155	ER20M	1 1/4"	55	47
BGKM203255FL DZ	ER20M	32	55	47
BGKM203255FL	ER20M	32	55	47
BGKM203260WD	ER20M	32	60	47
BGKM204060WD DZ	ER20M	40	60	47
BGKM204060WD	ER20M	40	60	47

ORDER NO.	COLLET	D	L ₁	L ₂
BGKM251650FL DZ	ER25M	16	50	45
BGKM251650FL	ER25M	16	50	45
BGKM251946	ER25M	3/4"	46	45
BGKM251946 DZ	ER25M	3/4"	46	45
BGKM2519100	ER25M	3/4"	100	45
BGKM252032FL	ER25M	20	32	45
BGKM252050	ER25M	20	50	45
BGKM252050FL DZ	ER25M	20	50	45
BGKM252050FL	ER25M	20	50	45
BGKM2520100FL	ER25M	20	100	45
BGKM252275FL	ER25M	22	75	45
BGKM252550FL	ER25M	25	50	45
BGKM252555FL DZ	ER25M	25	55	45
BGKM252575FL	ER25M	25	75	45
BGKM2525100WD DZ	ER25M	25	100	45
BGKM2525100WD	ER25M	25	100	45
BGKM2525120WD	ER25M	25	120	45
BGKM252646 DZ	ER25M	1"	46	45
BGKM252650	ER25M	1"	50	45
BGKM252675	ER25M	1"	75	45
BGKM252675FL	ER25M	1"	75	45
BGKM2526100	ER25M	1"	100	45
BGKM2526100WD	ER25M	1"	100	45
BGKM253150	ER25M	1 1/4"	50	45
BGKM253155	ER25M	1 1/4"	55	45
BGKM253255FL DZ	ER25M	32	55	45
BGKM253255FL	ER25M	32	55	45
BGKM253260WD	ER25M	32	60	45
BGKM254060WD DZ	ER25M	40	60	45
BGKM254060WD	ER25M	40	60	45



WD: Complete clamping flat



FL: Non-complete clamping flat



UM/ER20 = M25 x 1,5

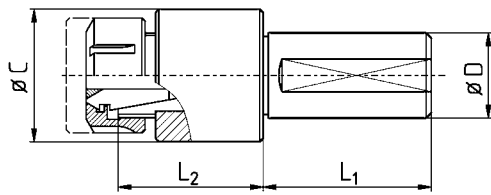


UM/ER25 = M32 x 1,5

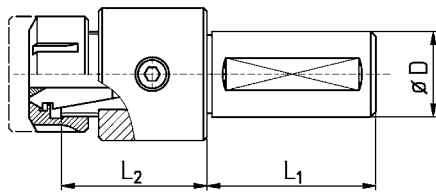
Tap holders ER20/ER25 | ball bearing guided

ORDER NO.	COLLET	D	L ₁	L ₂
BGKU201650FL DZ	ER20	16	50	47
BGKU201650FL	ER20	16	50	47
BGKU201946	ER20	3/4"	46	47
BGKU201946 DZ	ER20	3/4"	46	47
BGKU2019100	ER20	3/4"	100	47
BGKU202032FL	ER20	20	32	47
BGKU202050FL	ER20	20	50	47
BGKU202050FL DZ	ER20	20	50	47
BGKU2020100FL	ER20	20	100	47
BGKU202275FL	ER20	22	75	47
BGKU202550FL	ER20	25	50	47
BGKU202555FL DZ	ER20	25	55	47
BGKU202575FL	ER20	25	75	47
BGKU2025100WD DZ	ER20	25	100	47
BGKU2025100WD	ER20	25	100	47
BGKU2025120WD	ER20	25	120	47
BGKU202646 DZ	ER20	1"	46	47
BGKU202650	ER20	1"	50	47
BGKU202675	ER20	1"	75	47
BGKU202675FL	ER20	1"	75	47
BGKU2026100	ER20	1"	100	47
BGKU2026100WD	ER20	1"	100	47
BGKU203150	ER20	1 1/4"	50	47
BGKU203155	ER20	1 1/4"	55	47
BGKU203255FL DZ	ER20	32	55	47
BGKU203255FL	ER20	32	55	47
BGKU203260WD	ER20	32	60	47
BGKU204060WD DZ	ER20	40	60	47
BGKU204060WD	ER20	40	60	47
BGKU204080WD	ER20	40	80	47

ORDER NO.	COLLET	D	L ₁	L ₂
BGKU251650FL DZ	ER25	16	50	45
BGKU251650FL	ER25	16	50	45
BGKU251946	ER25	3/4"	46	45
BGKU251946 DZ	ER25	3/4"	46	45
BGKU2519100	ER25	3/4"	100	45
BGKU252032FL	ER25	20	32	45
BGKU252050FL	ER25	20	50	45
BGKU252050FL DZ	ER25	20	50	45
BGKU2520100FL	ER25	20	100	45
BGKU252275FL	ER25	22	75	45
BGKU252550FL	ER25	25	50	45
BGKU252555FL DZ	ER25	25	55	45
BGKU252575FL	ER25	25	75	45
BGKU2525100WD DZ	ER25	25	100	45
BGKU2525100WD	ER25	25	100	45
BGKU2525120WD	ER25	25	120	45
BGKU252646 DZ	ER25	1"	46	45
BGKU252650	ER25	1"	50	45
BGKU252675	ER25	1"	75	45
BGKU252675FL	ER25	1"	75	45
BGKU2526100	ER25	1"	100	45
BGKU2526100WD	ER25	1"	100	45
BGKU253150	ER25	1 1/4"	50	45
BGKU253155	ER25	1 1/4"	55	45
BGKU253255FL DZ	ER25	32	55	45
BGKU253255FL	ER25	32	55	45
BGKU253260WD	ER25	32	60	45
BGKU254060WD DZ	ER25	40	60	45
BGKU254060WD	ER25	40	60	45
BGKU254080WD	ER25	40	80	45



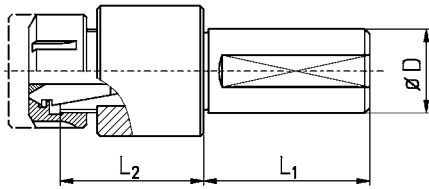
WD: Complete clamping flat

Holder with coolant through AK and non-complete clamping flat FL.

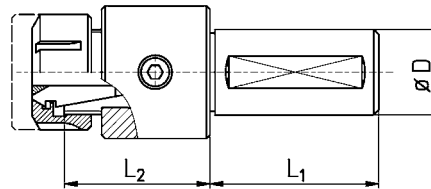
UM/ER32 = M40 x 1,5

Tap holders ER32 | ball bearing guided

ORDER NO.	COLLET	D	L ₁	L ₂	C	AK	RANGE	NUT
BGKU321950	ER32	3/4"	50	54	50	--	M6 - M28	UM/ER32
BGKU321950AK	ER32	3/4"	50	54	50	AK	M6 - M28	UM/ER32
BGKU322050AKFL	ER32	20	50	57	50	AK	M6 - M28	UM/ER32
BGKU322050DZ	ER32	20	50	54	50	--	M6 - M28	UM/ER32
BGKU322050FLDZ	ER32	20	50	54	50	--	M6 - M28	UM/ER32
BGKU322550AKFL	ER32	25	50	57	50	AK	M6 - M28	UM/ER32
BGKU322550DZ	ER32	25	50	54	50	--	M6 - M28	UM/ER32
BGKU322555DZ	ER32	25	55	54	50	--	M6 - M28	UM/ER32
BGKU322650	ER32	1"	50	54	50	--	M6 - M28	UM/ER32
BGKU322650AK	ER32	1"	50	54	50	AK	M6 - M28	UM/ER32
BGKU323150	ER32	1 1/4"	50	54	50	--	M6 - M28	UM/ER32
BGKU323158DZ	ER32	1 1/4"	58	54	50	--	M6 - M28	UM/ER32
BGKU323250AKFL	ER32	32	50	57	50	AK	M6 - M28	UM/ER32
BGKU323260DZ	ER32	32	60	54	50	--	M6 - M28	UM/ER32
BGKU323260FLDZ	ER32	32	60	54	50	-	M6 - M28	UM/ER32
BGKU324070AKFL	ER32	40	70	57	50	AK	M6 - M28	UM/ER32
BGKU324070AKWDDZ	ER32	40	70	54	50	AK	M6 - M28	UM/ER32
BGKU3250100AKFL	ER32	50	100	16	50	AK	M6 - M28	UM/ER32



WD: Complete clamping flat

Holder with coolant through AK and non-complete clamping flat FL.

UM/ER16 = M22 x 1,5



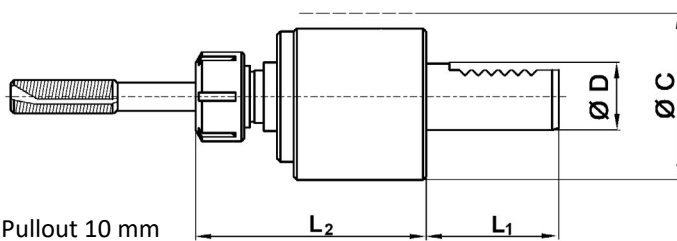
UM/ER25 = M32 x 1,5



Tap holders ER16/ER25 | ball bearing guided, long type

ORDER NO.	COLLET	D	L ₁	L ₂	AK
BGKUL161946AK	ER16	3/4"	46	53	AK
BGKUL161970AKFL	ER16	3/4"	70	53	AK
BGKUL162046AK	ER16	20	46	53	AK
BGKUL162050AKFL	ER16	20	50	53	AK
BGKUL162270AKFL	ER16	22	70	53	AK
BGKUL162550AKFL	ER16	25	50	53	AK
BGKUL1625100AKFL	ER16	25	100	53	AK
BGKUL162646AKFL	ER16	1"	46	53	AK
BGKUL162650AK	ER16	1"	50	53	AK
BGKUL164087AKWD	ER16	40	87	15	AK

ORDER NO.	COLLET	D	L ₁	L ₂	AK
BGKUL251946	ER25	3/4"	46	53	--
BGKUL251970AKFL	ER25	3/4"	70	53	AK
BGKUL252046	ER25	20	46	53	--
BGKUL252050AKFL	ER25	20	50	53	AK
BGKUL252270AKFL	ER25	22	70	53	AK
BGKUL252550AKFL	ER25	25	50	53	AK
BGKUL2525100AKFL	ER25	25	100	53	AK
BGKUL252646AKFL	ER25	1"	46	53	AK
BGKUL252650	ER25	1"	50	53	--
BGKUL254087WD	ER25	40	87	15	--



Pullout 10 mm

Special version for pullout and compression available.

Available with:

- ball bearing nut
- driver



UM/ER16 = M22 x 1,5



UM/ER25 = M32 x 1,5

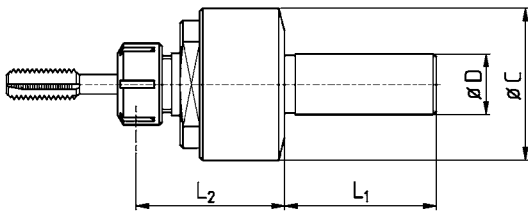


UM/ER32 = M40 x 1,5


VDI-tap holders ER | ball bearing guided with coolant through

ORDER NO.	COLLET	D	L ₁	L ₂	C	RANGE	NUT	SPANNER
BGKU16V16*	ER16	16	32	67	40	M1 - M8	UM/ER16	GS 25
BGKU16V20	ER16	20	40	63	50	M1 - M8	UM/ER16	GS 25
BGKU16V20 DZ	ER16	20	40	63	50	M1 - M8	UM/ER16	GS 25
BGKU16V25 DZ	ER16	25	48	61		M1 - M8	UM/ER16	GS 25
BGKU16V40	ER16	40	63	56		M1 - M8	UM/ER16	GS 25
BGKU16V50	ER16	50	72	59		M1 - M8	UM/ER16	GS 25
BGKU25V16*	ER25	16	32	73	40	M3 - M20	UM/ER25	E 25
BGKU25V20	ER25	20	40	63	50	M3 - M20	UM/ER25	E 25
BGKU25V20 DZ	ER25	20	40	63	50	M3 - M20	UM/ER25	E 25
BGKU25V25 DZ	ER25	25	48	61	58	M3 - M20	UM/ER25	E 25
BGKU25V30	ER25	30	55	68	68	M3 - M20	UM/ER25	E 25
BGKU25V40	ER25	40	63	56	83	M3 - M20	UM/ER25	E 25
BGKU25V50	ER25	50	72	59	98	M3 - M20	UM/ER25	E 25
BGKU32V30	ER32	30	55	50	68	M6 - M28	UM/ER32	E 32
BGKU32V40	ER32	40	63	43	83	M6 - M28	UM/ER32	E 32
BGKU32V50	ER32	50	78	42	98	M6 - M28	UM/ER32	E 32

* available with outer coolant only (copper tube) DZ = compression and pullout



UM/ER20 = M25 x 1,5



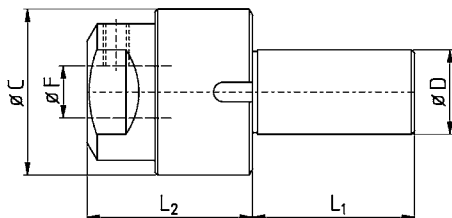
UM/ER25 = M32 x 1,5

Standard default for right hand thread, easy to convert to left hand thread.

Tap holders ER20/ER25 | with releasing, for right and left hand thread

ORDER NO.	COLLET	D	L ₁	L ₂	C	RANGE	NUT
BGGA201950	ER20	3/4"	50	51	51	M2 - 16	UM/ER20
BGGA202050	ER20	20	50	51	51	M2 - 16	UM/ER20
BGGA202250	ER20	22	50	51	51	M2 - 16	UM/ER20
BGGA202550	ER20	25	50	51	51	M2 - 16	UM/ER20
BGGA202650	ER20	1"	50	51	51	M2 - 16	UM/ER20
BGGA203150	ER20	1 1/4"	50	51	51	M2 - 16	UM/ER20
BGGA203250	ER20	32	50	51	51	M2 - 16	UM/ER20
BGGA251950	ER25	3/4"	50	54	51	M2 - 20	UM/ER25
BGGA252050	ER25	20	50	54	51	M2 - 20	UM/ER25
BGGA252250	ER25	22	50	54	51	M2 - 20	UM/ER25
BGGA252550	ER25	25	50	54	51	M2 - 20	UM/ER25
BGGA252650	ER25	1"	50	54	51	M2 - 20	UM/ER25
BGGA253150	ER25	1 1/4"	50	54	51	M2 - 20	UM/ER25
BGGA253250	ER25	32	50	54	51	M2 - 20	UM/ER25

Pullout approx. 4 mm, after the automatic release. Discontinued model, no post-production.



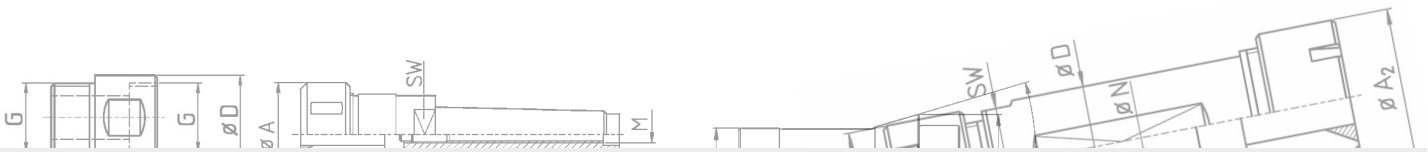
Tap holders ball bearing guided | for re-tapping right and left hand thread

ORDER NO.	MACHINE	OR. SPARE PART NO.	D	L ₁	L ₂	C	F
BU270.50.15-12K		W14 521	3/4"	46	35	44	12
BU270.50.15-15K		W14 521	3/4"	46	35	44	15
BU270.50.20-12K	INDEX 12 - 18 - 25 INDEX C19 - 29/8L	W14 510.0046 TRAUB 315 080	3/4"	46	41	44	12
BU270.50.20-15K		W14 510.0046 TRAUB 315 080	3/4"	46	41	44	15
BU270.50.25		W14	3/4"	50	51	50	15
BU270.50.35	TRAUB TD 16 - 36	TRAUB 315 033	3/4"	50	51	50	25
BU270.60.30	INDEX B30-42-60-60F/8L INDEX C19 - 29/6L INDEX ER 30-42-60-100 INDEX ER 30-42-60/IL	W34 510.00	1"	46	52	53,5	18
BU270.65.30	INDEX B30-42-60-60F/8L INDEX C19 - 29/6L INDEX ER 30-42-60-100 INDEX ER 30-42-60/IL	W34	1"	50	52	50	25
BU270.65.40	INDEX B30-42-60-60F/6L INDEX ER 30-42-60-100 INDEX ER 30-42-60/IL	W54510.00	1 1/4"	50	52	50	25

Other shank-Ø available 5/8" 16,0 20,0 22,0 25,0 30,0 1 1/4" 32,0

Double ended tap holders

Tapping with a double ended tap holder demands high precision. WhizHold are within 5 μ .

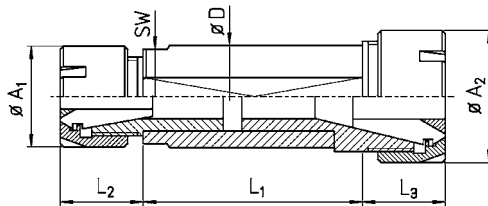


Double ended tap holders | non reversing both ends: for CNC-machines with sub spindle



Inserts

TITLE	COLLET	L ₂ / L ₃	RANGE	NUT	A	THREAD	SPANNER
BU11	ER11	9	M1 - M6	UM/ER11	19	M14X0,75	GS17
BM11	ER11	10	M1 - M6	ER11M	16	M13X0,75	E11M
BU16	ER16	19	M1 - M8	UM/ER16	28	M22X1,5	GS25
BM16	ER16	19	M1 - M8	ER16M	22	M19X1	E16M



Holder

TITLE	D	L	SW
1642FL	16	42	
1650FL	16	50	
1945FL	3/4"	45	-
1950FL	3/4"	50	-
2032FL	20	32	
2048FL	20	48	-
2055FL	20	55	17
2060FL	20	60	17
2240	22	40	-
2246FL	22	46	-
2248FL	22	48	-
2257WD	22	57	-
2260FL	22	60	17
2275FL	22	75	17
2285FL	22	85	17
2295WD	22	95	17
22100WD	22	100	-
2360WD	23	60	-
2545WD	25	45	-
2546FL	25	46	-
2562WD	25	62	-
2570	25	70	-
2570FL	25	70	-
2646FL	1"	46	-
2670FL	1"	70	17
2670	1"	70	-
3265WD	32	65	17

All combinations are possible. For example two identical collets (and nuts) or different collets (and nuts).

All tap holders will be supplied with clamping nut (standard).

All double tap holders can be also used for button die holders.

Key to order:

BGD	insert 1	insert 2	holder
------------	----------	----------	--------


Exampel:

BGD	M11	M16	2240
------------	------------	------------	-------------

Collet holders-Tap holders | side one: drill holder, side two: tap holder



ER11M = M13 x 0,75



ER16M = M19 x 1



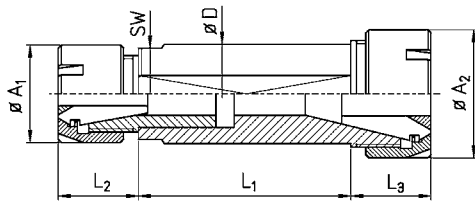
UM/ER11 = M14 x 0,75



UM/ER16 = M22 x 1,5

Inserts

TITLE	COLLET	L ₂	RANGE	NUT	A	THREAD	SPANNER
BU11	ER11	9	M1 - M6	UM/ER11	19	M14X0,75	GS17
BM11	ER11	10	M1 - M6	ER11M	16	M13X0,75	E11M
BU16	ER16	19	M1 - M8	UM/ER16	28	M22X1,5	GS25
BM16	ER16	19	M1 - M8	ER16M	22	M19X1	E16M



Each holder can be combined with each insert.

Holders

TITLE	COLLET	NUT	D	L ₁	L ₂	SW
BBM111630WD	ER11	ER11M	16	30	13	-
BBM111640WD	ER11	ER11M	16	40	13	-
BM161950FL	ER16	ER16M	3/4"	50	16	-
BM161970FL	ER16	ER16M	3/4"	70	16	-
BM162050FL	ER16	ER16M	20	50	16	-
BM162070FL	ER16	ER16M	20	70	16	-
BM162250FL	ER16	ER16M	22	50	16	-
BM162270FL	ER16	ER16M	22	70	16	-
BM1622100FL	ER16	ER16M	22	100	16	-
BM1622120FL	ER16	ER16M	22	120	16	-
BM162570WD	ER16	ER16M	25	70	16	-
BM162650WD	ER16	ER16M	1"	50	16	-
BM162670WD	ER16	ER16M	1"	70	16	-
BU112032FL	ER11	UM/ER11	20	32	13	-
BU112055FL	ER11	UM/ER11	20	55	13	-
BU112255FL	ER11	UM/ER11	22	55	13	-

Key to order:

BGE	insert	holder
-----	--------	--------

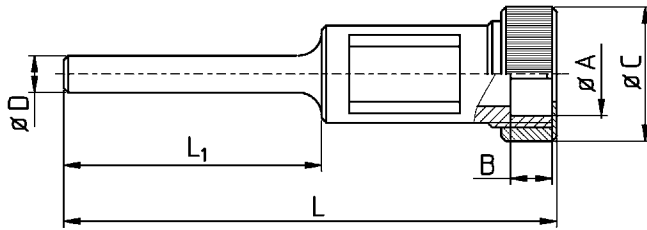
Exampel:

BGE	M11M162270FL
-----	--------------

Die holders

Button die holders, screw clamped and non-reversing ball bearing guided.

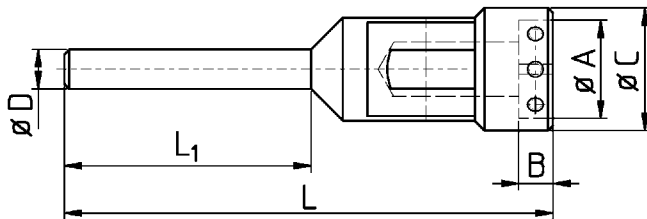




Button die holders | with cylindrical shank, lock nut

ORDER NO.	A	B	D	C	L_1	L	MAX THREAD LENGTH
BSHM16-5	16	5	5	23	55	87	22
BSHM16-6	16	5	6	23	55	87	22
BSHM16-7	16	5	7	23	55	87	22
BSHM16-8	16	5	8	23	55	87	22
BSHM20-5	20	7	5	26	50	87	27
BSHM20-6	20	7	6	26	50	87	27
BSHM20-7	20	7	7	26	50	87	27
BSHM20-8	20	7	8	26	50	87	27
BSHM20-8K	20	4	8	26	55	77	18

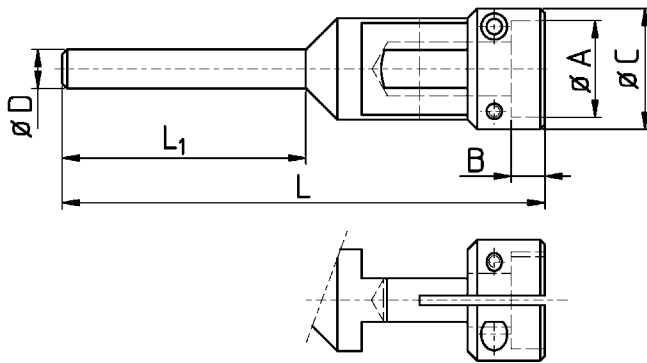
For lathes (with chuck cone) or to use with tapping holders.



Button die holders | with cylindrical shank, screw clamping

ORDER NO.	A	B	D	C	L_1	L	MAX THREAD LENGTH
BSH16-6	16	5	6	22	55	80	21
BSH16-6L	16	5	6	22	49	95	35
BSH16-7	16	5	7	22	52	80	21
BSH16-7L	16	5	7	22	50	95	35
BSH16-8	16	5	8	22	55	80	21
BSH16-8L	16	5	8	22	50	95	35
BSH20-7	20	7	7	27	51	80	21
BSH20-7L	20	7	7	27	49	95	35
BSH20-8	20	7	8	27	52	80	21
BSH20-8L	20	7	8	27	49	95	35
BSH25-7	25	9	7	32	52	85	29
BSH25-7L	25	9	7	32	50	95	35
BSH25-8	25	9	8	32	50	85	29
BSH25-8L	25	9	8	32	50	95	35
BSH25-10	25	9	10	32	50	85	29
BSH30-8	30	11	8	40	43	95	35
BSH30-8L	30	11	8	40	53	105	40
BSH30-10	30	11	10	40	53	95	40
BSH30-12	30	11	12	40	53	95	40
BSH38-10A	38	10	10	49	58	129	52
BSH38-10	38	14	10	49	58	129	52
BSH38-12A	38	10	12	49	58	129	52
BSH38-12	38	14	12	49	58	129	52
BSH38-8A	38	10	8	49	50	106	43
BSH38-8	38	14	8	49	50	106	43
BSH45-10	45	14	10	55	56	128	52
BSH45-12	45	14	12	55	56	128	52

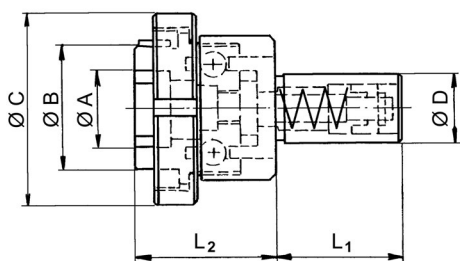
For lathes (with chuck cone) or to use with tapping holders.



Button die holders | with cylindrical shank, split clamping

ORDER NO.	A	B	D	C	L_1	L	MAX THREAD LENGTH
BSHS12-8	12	2,5	8	16	58	80	18
BSHS12-6	12	3	6	16	58	80	16
BSHS16-6	16	5	6	20	55	80	20
BSHS16-6L	16	5	6	20	47	95	35
BSHS16-7	16	5	7	20	52	80	20
BSHS16-7L	16	5	7	20	50	95	35
BSHS16-8	16	5	8	20	52	80	20
BSHS16-8L	16	5	8	20	50	95	35
BSHS20-7	20	7	7	25	55	80	22
BSHS20-7L	20	7	7	25	49	95	33
BSHS20-8	20	7	8	25	52	80	22
BSHS20-8L	20	7	8	25	48	95	33
BSHS25-7	25	9	7	30	50	85	27
BSHS25-7L	25	9	7	30	50	95	27
BSHS25-8	25	9	8	30	50	85	27
BSHS25-8L	25	9	8	30	50	95	27
BSHS38-10	38	12	10	48	55	129	53
BSHS45-10	45	15	10	50	55	129	53
BSHS45-12	45	15	12	52	55	129	53

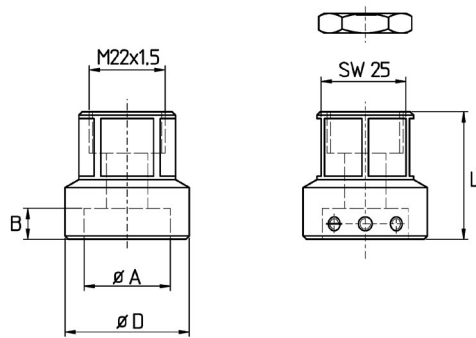
For lathes (with chuck cone) or to use with tapping holders. Advantage of split clamping: height of die is irrelevant.



Button die holders | non-reversing ball bearing guided

ORDER NO.	MACHINE	ORIG. SPARE PART NO..	A	B	C	D	L_1	L
BU260.50.20	INDEX 12 - 18 - 25 INDEX C19 - 29/8L INDEX DG12-DO12/6L	W14 012.0046 W14 010.00	16	32	56	3/4"	46	37
BU260.60.30	INDEX B30-42-60F/8L INDEX C19 - 29/6F INDEX ER30-42-60/8L	W34 010.00 W34 012.00	28	45	71	1"	46	51

For tapping right and left hand thread. Other shank \varnothing on request: 5/8" 16,0 20,0 22,0 25,0 30,0 1 1/4" 32,0

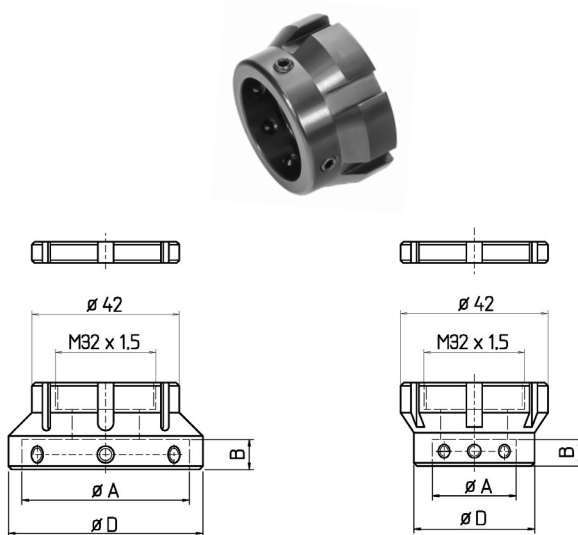


Button die holders | for tapping holders ER16

ORDER NO.	A	B	D	L	MAX THREAD LENGTH
BSHM16-5	16	5	5	55	22
BSHM16-6	16	5	6	55	22
BSHM16-7	16	5	7	55	22
BSHM16-8	16	5	8	55	22
BSHM20-5	20	7	5	50	27
BSHM20-6	20	7	6	50	27
BSHM20-7	20	7	7	50	27
BSHM20-8	20	7	8	50	27
BSHM20-8K	20	4	8	55	18

ESM16 counter nut

All button die holders are suitable for rolling dies.



Button die holders | for tapping holders ER25

ORDER NO.	A	B	D
BSKA25-16A	16	5	30
BSKA25-20A	20	5	30
BSKA25-20B	20	7	40
BSKA25-25	25	9	40
BSKA25-30	30	11	47
BSKA25-38A	38	10	55
BSKA25-38B	38	14	55
BSKA25-45A	45	14	55
BSKA25-45B	45	18	55
BSKA25-55	55	16	68
BSKA25-65	65	18	75

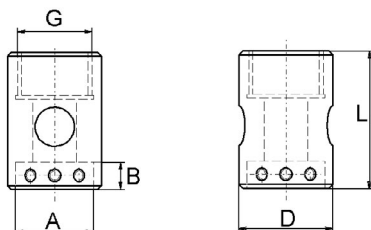
ESM25 counter nut

All button die holders are suitable for rolling dies.

Will be dropped, replaced by BSK25 on page 66.

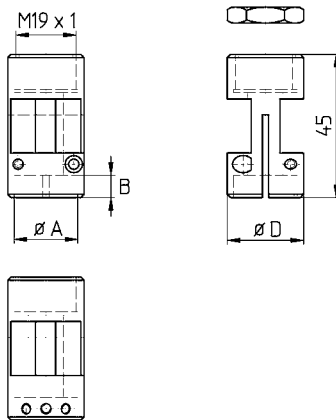
Button die holders extra short, for tapping holders ER11 and ER11M

- Very slim and short version
- No counter nut necessary
- Lock screw included



ORDER N.	A	B	D	L	THREAD	MAX THREAD LENGTH
BSK11MK-08	08	3	22	23	M13X0,75	
BSK11MK-12	12	4	22	23	M13X0,75	
BSK11MK-16	16	5	22	23	M13X0,75	32
BSK11MK-20	20	7	27	25	M13X0,75	34
BSK11MK-25	25	9	32	30	M13X0,75	39
BSK11MK-30	30	11	40	30	M13X0,75	
BSK11K-08	8	3	22	23	M14X0,75	
BSK11K-12	12	4	22	23	M14X0,75	
BSK11K-16	16	5	22	23	M14X0,75	32
BSK11K-20	20	7	27	25	M14X0,75	34
BSK11K-25	25	9	32	30	M14X0,75	39

- Long version
- Slim dimensions



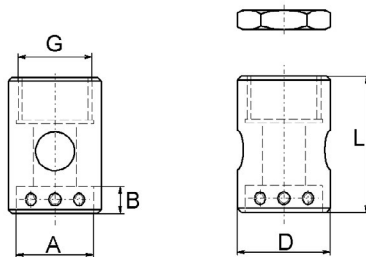
Button die holders for tapping holders ER16M

ORDER NO.	A	B	D	THREAD	MAX THREAD LENGTH
BSKS16M-16*	16	5	25	M19X1	56
BSKS16M-20*	20	7	27	M19X1	56
BSK16M-16A	16	3,5	25	M19X1	56
BSK16M-16	16	5	25	M19X1	56
BSK16M-20A	20	5	27	M19X1	56
BSK16M-20	20	7	27	M19X1	56
BSK16M-25	25	9	33	M19X1	56
BSK16M-30	30	11	39	M19X1	56
BSK16M-38A	38	10	48	M19X1	56

ESM16M counter nut

All button die holders are suitable for rolling dies
* with split clamping.

- Slim and short version



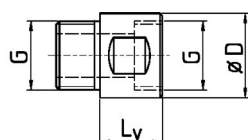
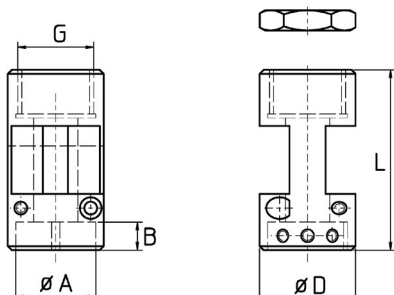
Button die holders extra short, for tapping holders ER16M

ORDER NO.	A	B	D	L	THREAD	MAX THREAD LENGTH
BSK16MK-16A	16	3,5	22	23	M19X1	37
BSK16MK-16	16	5	22	23	M19X1	37
BSK16MK-20A	20	5	27	25	M19X1	39
BSK16MK-20	20	7	27	25	M19X1	39
BSK16MK-25	25	9	32	30	M19X1	42
BSK16MK-30	30	11	39	30	M19X1	42

ESM16M counter nut

All button die holders are suitable for rolling dies.

- Very slim version



Button die holders | for tapping holders ER20

ORDER NO.	A	B	D	L	THREAD	MAX THREAD LENGTH
SK20-16B	16	5	23	45	M25X1,5	70
BSK20-20B	20	7	29	45	M25X1,5	66
BSK20-25	25	9	34	45	M25X1,5	65
BSK20-30B	30	11	40	45	M25X1,5	60
BSK20-38B	38	14	48	45	M25X1,5	
BSK20-45B	45	14	55	60	M25X1,5	

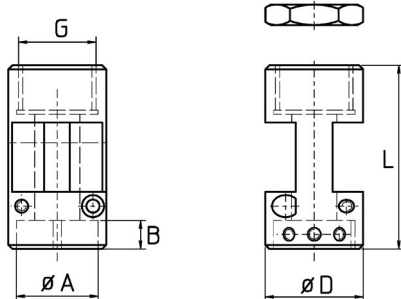
ESM20 counter nut

All button die holders are suitable for rolling dies.

Extensions for button die holders

ORDER NO.	THREAD	D	L_v
BSKV-ER16M	M19X1	11	25
BSKV-ER16	M22X1,5	20	28

- Very slim version



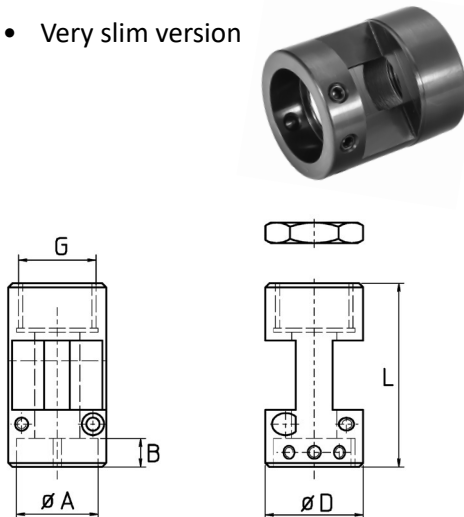
Button die holders for tapping holders ER20M

ORDER NO.	A	B	D	L	THREAD	MAX THREAD LENGTH
BSK20M-16B	16	5	23	45	M24X1	70
BSK20M-20	20	7	32,5	45	M24X1	66
BSK20M-20B	20	7	29	45	M24X1	66
BSK20M-25	25	9	34	45	M24X1	65
BSK20M-30B	30	11	40	45	M24X1	60

ESM20 M counter nut

All button die holders are suitable for rolling dies.

- Very slim version

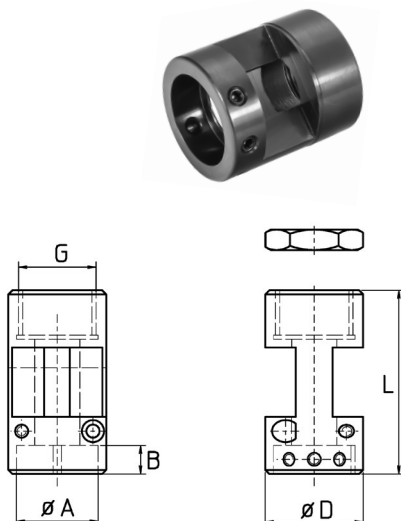


Button die holders | for tapping holders ER25

ORDER NO.	A	B	D	L	THREAD	MAX THREAD LENGTH
BSK25-16A	16	3	32	50	M32X1,5	70
BSK25-16B	16	5	32	50	M32X1,5	70
BSK25-20A	20	5	32	50	M32X1,5	70
BSK25-20B	20	7	32	50	M32X1,5	70
BSK25-25	25	9	32	50	M32X1,5	70
BSK25-30	30	11	41	50	M32X1,5	70
BSK25-38A	38	10	46	50	M32X1,5	70
BSK25-38B	38	14	46	50	M32X1,5	70
BSK25-45A	45	14	53	50	M32X1,5	70
BSK25-45	45	18	54	50	M32X1,5	70
BSK25-55	55	16	65	50	M32X1,5	70
BSK25-65	65	18	75	50	M32X1,5	70

ESM25 Counter nut

All button die holders are suitable for rolling dies.

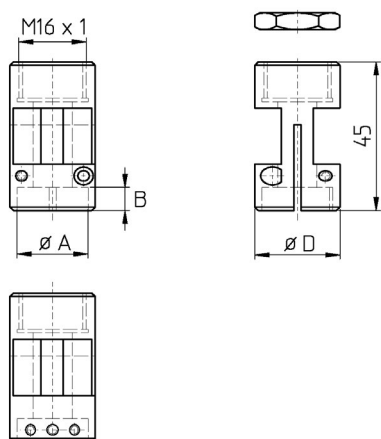


Button die holders | for tapping holders ER32

ORDER NO.	A	B	D	L	THREAD	MAX THREAD LENGTH
BSK32-20B	20	9	32	50	M40X1,5	80
BSK32-25	25	9	32	50	M40X1,5	80
BSK32-30	30	11	41	50	M40X1,5	80
BSK32-38A	38	10	46	50	M40X1,5	80
BSK32-38B	38	14	48	50	M40X1,5	80
BSK32-45A	45	14	53	50	M40X1,5	80
BSK32-45B	45	18	54	50	M40X1,5	80
BSK32-55	55	16	65	50	M40X1,5	80
BSK32-65	65	18	75	50	M40X1,5	80

ESM32 Counter nut

- Very slim version

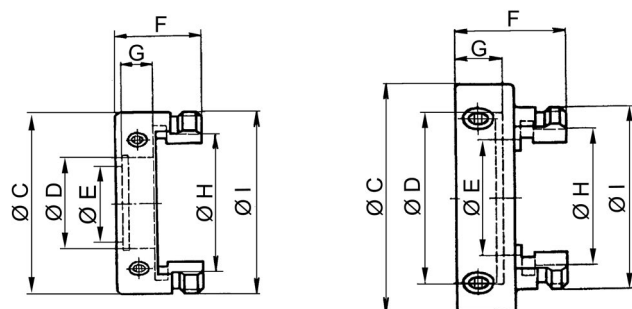


Button die holders | for tapping holders Strohm M125/205/255 + Tornos R10

ORDER NO.	A	B	D	L	THREAD	MAX THREAD LENGTH
BSKM-16A	16	3,5	22	30	M16X1	60
BSKM-16B	16	5	22	30	M16X1	60
BSKM-20A	20	5	27	30	M16X1	60
BSKM-20B	20	7	27	30	M16X1	60
BSKM-25	25	9	32	35	M16X1	30
BSKSM-16A*	16	3	20	40	M16X1	70
BSKSM-20B*	20	7	24	40	M16X1	70
BSKSM-25*	25	9	29	40	M16X1	35

* = with split clamping.

On request we also manufacture connection threads for other lathes.



Button die holders | for holders V200

ORDER NO.	MACHINE	ORIG. SPARE PART NO..	TYPE	C	F	E	BUTTON DIE ØDXG	H	I
BU261.50.20	INDEX 12 - 18 - 25 INDEX C19 - 29/8L INDEX DG12	W14 180:00	A	44	20	12	16 X 5	32	SG 48X1,5
BU261.50.21		W14 190:00	A	44	20	16	20 X 5	32	
BU261.50.22		W14 200:00	A	44	21	16	20 X 7	32	
BU261.50.23		W14 210:00	A	44	23	20	25 X 9	32	
BU261.50.24		W14 220:00	A	44	25	25	30 X 11	32	
BU261.50.25		W14 240:00	B	52	25	25	38 X 11	32	
BU261.50.26		W14 230:00	B	52	28	25	38 X 14	32	
BU261.50.27		W14 250	B	60	28	25	45 X 14	32	
BU261.50.28		W14 260	B	70	30	25	55 X 16	32	
BV230.120	INDEX B30-42-60/8L INDEX ER 30-42-60/8L INDEX E30-42-60-100 INDEX C19 - 29/6L		A	60	28	16	20 X 7	45	SG 60X1,5
BV230.125			A	60	28	20	25 X 9	45	
BU261.60.31		W34 200	A	60	28	25	30 X 11	45	
BU261.60.32		W34 210:00	A	60	27	32	38 X 11	45	
BU261.60.33		W34 220:00	A	60	31	32	38 X 14	45	
BU261.60.34		W34 230:00	A	60	31	28	45 X 14	45	
BU261.60.35		W34 240:00	A	60	35	38	45 X 18	45	
BU261.60.36			B	70	36	38	50 X 16	45	
BU261.60.37		W34 250:00	B	75	36	38	55 X 16	45	

Tool clamping

*High precision collets of all sizes and forms.
Available down to 2 μ m runout accuracy.*



ER-collets



Collet-set in box

Collet-set on wooden board
Runout Accuracy 12 µm.

ER-collet sets ISO 15488

TYPE	SET	RANGE	STEP	ORDER NUMBER
BER08 (4004E)	9 PCS	1,0 - 5,0	0,5	ZWTER08
BER11 (4008E)	13 PCS	1,0 - 7,0	0,5	ZWTER11
BER16 (426E)	10 PCS	1,0 - 10,0	1	ZWTER16
BER20 (428E)	12 PCS	2,0 - 13,0	1	ZWTER20
BER25 (430E)	15 PCS	2,0 - 16,0	1	ZWTER25
BER32 (470E)	18 PCS	3,0 - 20,0	1	ZWTER32
ER40 (472E)	23 PCS	4,0 - 26,0	1	ZWTER40

In a box on request.



ER-collets ISO 15488

Standard 12 µm, HP high precision 5 µm, UP ultra precision 2 µm runout accuracy

COLLET TYPE	STEP MM	SIZE IMPERIAL	PART NUMBER, RUNOUT ACCURACY		
			12µ	5µ	2µ
ER08 (4004E) 1,0-5,0	0,5		BER08 __	BER08HP __	BER08UP __
ER11(4008E) 1,0-7,0	0,5		BER11 __	BER11HP __	BER11UP __
ER11		1/16" 3/32" 1/8" 5/32" 3/16" 7/32" 1/4"		BER11HP __/	
ESX12 (424E)	0,5		BESX12 __		
ER16 (426E)1,0-10,0	0,5		BER16 __	BER16HP __	BER16UP __
ER16		1/16" 3/32" 1/8" 5/32" 3/16" 7/32" 1/4" 9/32" 5/16" 11/32" 3/8" 13/32" 7/16"		BER16HP __/	
ER20(428E) 1,0-13,0	0,5				
ER20		1/16" 3/32" 1/8" 5/32" 3/16" 7/32" 1/4" 9/32" 5/16" 11/32" 3/8" 13/32" 7/16" 1/2"		BER20HP __/	
ER25(430E) 1,0-16,0	0,5		BER25 __	BER25HP __	BER25UP __
ER32 (470E) 2,0-20,0	0,5		BER32 __	BER32HP __	BER32UP __
ER40 (472E) 3,0-26,0	1		BER40 __	BER40HP __	BER40UP __



Runout accuracy 12 µm

ER-collets ISO 15488 | oversized

COLLET ER ORDER NO..	STEP	COLLET ER ORDER NO..	STEP
BER11 (4008E) 7,5 - 8,0	0,5	BER25 (430E) 16,5 - 20,0	0,5
BER16 (426E) 10,5 - 12,0	0,5	BER32 (470E) 21,0 - 22,0	1
BER20 (428E) 13,5 - 15,0	0,5	BER40 (472E) 27,0 - 30,0	1

For all collets: do not clamp collets over nominal size, if possible use total clamping length.

Sealed ER-collets ISO 15488

Runout Accuracy 12 µm.



COLLET ER ORDER NO..	STEP	COLLET ER ORDER NO..	STEP
BERS11 (4012E) 3,0 - 7,0	0,5	BERS25 (429E) 3,0 - 16,0	0,5
		BERS25 (429E) 18,0 / 20,0	
BERS16 (425E) 3,0 - 9,5	0,5		
BERS16 (425E) 10,0 - 12,0	1	BERS32 (469E) 3,0 - 20,0	1
BERS20 (427E) 3,0 - 15,0	0,5	BERS40 (471E) 5,0 - 26,0	1

Up to 60 bar. Inch size also available.

Sealed ER-collets ISO 15488, HP
high precision 5 µm runout accuracy

Runout Accuracy 5 µm.

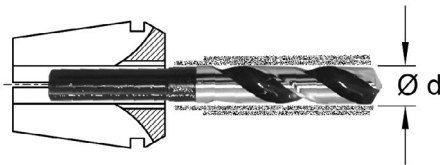


ORDER NO.	TYPE	Ø D	STEP
BERS16HP (425E)	ER16	3,0 - 10,0	1
		1/8" / 3/16" / 1/4" / 5/16" / 3/8"	
BERS20HP (427E)	ER20	3,0 - 12	1
		1/8" / 3/16" / 1/4" / 5/16" / 3/8" / 7/16" / 1/2"	
BERS25HP (429E)	ER25	3,0 - 16,0	0,5
		1/8" / 3/16" / 1/4" / 5/16" / 3/8" / 7/16" / 1/2" / 9/16" / 5/8"	
BERS32HP (469E)	ER32	3,0 - 20,0	1
		3/16" / 1/4" / 5/16" / 3/8" / 7/16" / 1/2" / 9/16" / 5/8" / 3/4"	
BERS40HP (471E)	ER40	6,0 - 22,0 / 25,0	2

Up to 60 bar. Only for tools without clamping flat.

Order number examples:
BERS16HP 6.0
BERS16HP1/4

Coolant through

The coolant flow is directly next to the shank.
Only clamp the nominal diameter.

ER-collets ISO 15488 | for coolant through spread holes



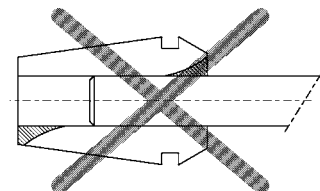
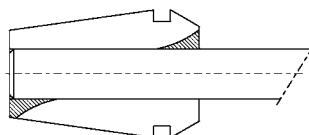
ORDER NO.	TYPE	Ø D	STEP
BERS11JET	ER11	3,0 - 7,0	0,5
BERS16JET	ER16	3,0 - 10,0	0,5
BERS20JET	ER20	3,0 - 12,0	0,5
BERS25JET	ER25	3,0 - 16,0	0,5
BERS32JET	ER32	3,0 - 20,0	1
BERS40JET	ER40	6,0 - 25,0	1

Inch size also available and in type HP (runout accuracy < 5 µm)

ER-collets ISO 15488 | metallic sealed

Runout Accuracy 8 µm.
Max 120 bar

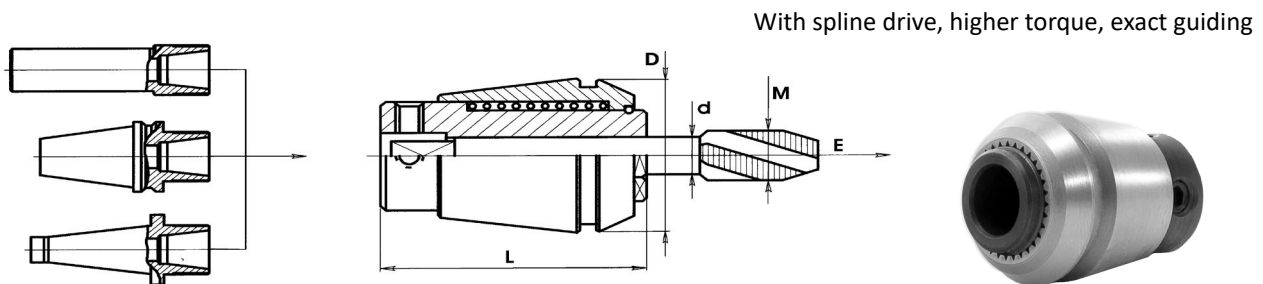
ORDER NO.	TYPE	Ø D	STEP
BERS16MD	ER16	3,0 - 10,0	1,0
BERS20MD	ER20	3,0 - 13,0	1,0
BERS25MD	ER25	5,0 - 16,0	1,0
BERS32MD	ER32	6,0 - 20,0	1,0



The tool must be inserted flush or deeper in the collet!

Tapping collets

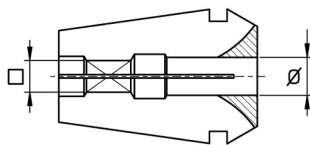
Tapping collets ISO 15488 | with length adjustment



ORDER NO.	COLLET	D	L	E	RANGE D
BETR11 *	ER11	11,5	23	5,5	0,9 / 1,4 / 1,5 / 1,6 / 1,8 / 2 / 2,2 / 2,3 / 2,5 / 2,8 / 3 / 3,15 / 3,5 / 3,55 / 4 / 4,5
BETR12	ESX12	11,5	21,5	5,5	0,9 / 1,4 / 1,5 / 1,6 / 1,8 / 2 / 2,2 / 2,3 / 2,5 / 2,8 / 3 / 3,15 / 3,5 / 3,55 / 4
BETR16	ER16	17	27	7	1,4 / 1,6 / 1,8 / 2 / 2,2 / 2,5 / 2,8 / 3 / 3,15 / 3,5 / 3,55 / 4 / 4,5 / 5 / 5,5 / 5,6 / 6 / 6,1 / 6,3
BETR20	ER20	21	31	7	2,2 / 2,5 / 2,8 / 3 / 3,15 / 3,5 / 3,55 / 4 / 4,5 / 5 / 5,5 / 5,6 / 6 / 6,2 / 6,3 / 7 / 8
BETR25	ER25	26	34	8	2,5 / 2,8 / 3 / 3,15 / 3,5 / 3,55 / 4 / 4,5 / 5 / 5,5 / 5,6 / 6 / 6,2 / 6,3 / 7 / 7,1 / 8 / 8,5 / 9 / 10
BETR32	ER32	33	43	10	4,5 / 5 / 5,5 / 5,6 / 6 / 6,2 / 6,3 / 7 / 7,1 / 8 / 8,5 / 9 / 10 / 10,5 / 11 / 11,2 / 12 / 12,5 / 14
BETR40	ER40	41	54	13	4,5 / 5,5 / 5,6 / 6 / 6,2 / 6,3 / 7 / 8 / 8,5 / 9 / 10 / 10,5 / 11 / 11,2 / 12 / 12,5 / 14 / 15 / 16 / 17

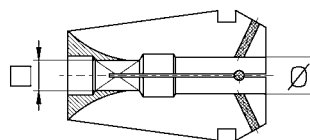
Runout accuracy 15µm, repeatability 10 µm, * Type with hexagon guidance.

Tapping collets ISO 15488 | with internal driver square



ORDER NO.	∅ □
BERG08	2,2/1,8; 2,5/2,1; 2,8/2,1; 3,5/2,7; 4,0/3,0
BERG11	2,5/2,1; 2,8/2,1; 3,5/2,7; 4,0/3,2; 4,5/3,4; 5,0/4,0; 5,5/4,5; 6,0/5,0; 6,3/5,0
BERG16	2,5/2,1; 2,8/2,1; 3,5/2,7; 4,0/3,2; 4,5/3,55; 5,0/4,0; 5,5/4,3; 6,0/5,0; 6,3/5,0; 7,0/5,5; 7,1/5,6; 8,0/6,3; 9,0/7,1; 10,0/8,0
BERG20	2,8/2,25; 3,5/2,7; 4,0/3,2; 4,5/3,55; 5,0/4,0; 5,5/4,5; 6,0/4,9; 6,3/5,0; 7,0/5,5; 7,1/5,6; 8,0/6,3; 9,0/7,1; 10,0/8,0; 11,0/9,0; 11,2/9,0; 12,0/9,0
BERG25	2,5/2,1; 2,8/2,1; 3,5/2,7; 4,0/3,2; 4,5/3,55; 5,0/4,0; 5,5/4,3; 6,0/5,0; 6,3/5,0; 7,0/5,5; 8,0/6,3; 9,0/7,1; 10,0/8,0; 11,0/9,0; 11,2/9,0; 12,0/9,0; 12,5/10,0; 14,0/11,2; 16,0/12,5
BERG32	3,5/2,7; 4,0/3,2; 4,5/3,55; 5,0/4,0; 5,5/4,3; 6,0/4,9; 6,3/5,0; 7,0/5,5; 7,1/5,6; 8,0/6,3; 9,0/7,1; 10,0/8,0; 11,0/9,0; 11,2/9,0; 12,0/9,0; 12,5/10,0; 14,0/11,2; 15,0/12,0; 16,0/12,5; 18,0/14,5; 20,0/16,0
BERG40	4,5/3,55; 6,0/4,9; 6,3/5,0; 7,0/5,5; 7,1/5,6; 8,0/6,3; 9,0/7,1; 10,0/8,0; 11,0/9,0; 11,2/9,0; 12,0/9,0; 12,5/10,0; 14,0/11,2; 16,0/12,5; 18,0/14,5; 20,0/16,0; 22,0/18,0

Sealed tapping collets ISO 15488 | with internal driver square

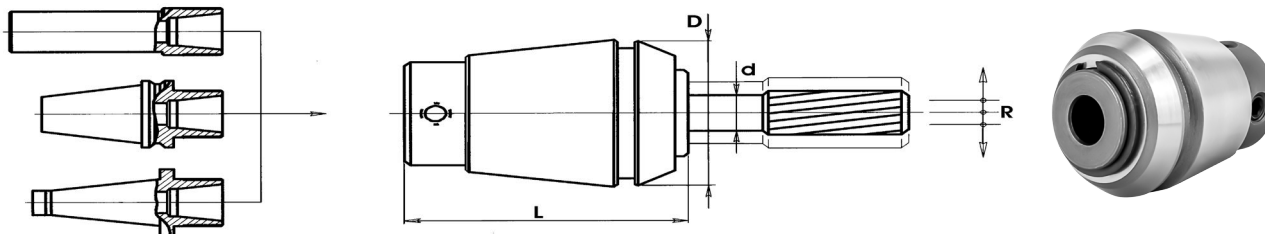


ORDER NO.	∅ □
BERGS16 (4031E)	4,0/3,2; 4,5/3,4; 5,0/4,0; 5,5/4,3; 6,0/4,9; 7,0/5,5
BERGS20 (4276E)	4,0/3,0; 4,5/3,4; 5,0/4,0; 5,5/4,3; 6,0/4,9; 7,0/5,5; 8,0/6,2; 9,0/7,0; 10,0/8,0
BERGS25 (4282E)	4,0/3,0; 4,5/3,4; 5,0/4,0; 5,5/4,3; 6,0/4,9; 7,0/5,5; 8,0/6,2; 9,0/7,0; 10,0/8,0; 11,0/8,0; 12,0/9,0
BERGS32 (4537E)	4,0/3,0; 4,5/3,4; 5,0/4,0; 5,5/4,3; 6,0/4,9; 7,0/5,5; 8,0/6,2; 9,0/7,0; 10,0/8,0; 11,0/8,0; 12,0/9,0; 14,0/11,0; 16,0/12,0
BERGS40 (4716E)	6,0/4,9; 7,0/5,5; 8,0/6,2; 9,0/7,0; 10,0/8,0; 11,0/8,0; 12,0/9,0; 14,0/11,0; 16,0/12,0; 18,0/14,5; 20,0/16,0

For all collets: do not clamp collets over nominal size. If possible use total clamping length.

Reamer collets

Floating reamer collets ISO 15488



Collets for floated clamping of reamers and for rigid tapping with floated adjustment. Floating collets replaces a floating holder. Particularly used with driven tools.

ORDER NO.	COLLET	D	L	TOTAL AMP. R OF FLOATING	RANGE D
BERP16	ER16	17	29	1	2 / 3 / 4 / 5 / 6 / 7
BERP16	ER16	17	29	1	1,5 / 2,5 / 3,2 / 3,5 / 3,55 / 4,5 / 5,5 / 5,6 / 6,2 / 6,3
BERP20	ER20	21	32	1	2 / 3 / 4 / 5 / 6 / 7 / 8
BERP20	ER20	21	32	1	1,5 / 2,5 / 2,8 / 3,2 / 3,5 / 3,55 / 4,5 / 5,5 / 5,6 / 6,3 / 7,1
BERP25	ER25	26	35	1,2	2 / 3 / 4 / 5 / 6 / 7 / 8 / 9 / 10
BERP25	ER25	26	35	1,2	1,5 / 2,5 / 2,8 / 3,2 / 3,5 / 3,55 / 4,5 / 5,5 / 5,6 / 6,3 / 7,1
BERP32	ER32	33	44	0,7	3 / 4 / 5 / 6 / 7 / 8 / 9 / 10 / 11 / 12 / 13 / 14
BERP32	ER32	33	44	0,7	2,5 / 3,2 / 3,5 / 3,55 / 4,5 / 5,5 / 5,6 / 6,3 / 12,5
BERP40	ER40	41	56	0,7	3 / 4 / 5 / 6 / 7 / 8 / 9 / 10 / 11 / 12 / 13 / 14 / 15 / 16
BERP40	ER40	41	56	0,7	2,5 / 3,2 / 3,5 / 3,55 / 4,5 / 5,5 / 5,6 / 6,3

Collets others

Collet system DA

Collets DA/DK



ORDER NO.	RANGE	STEP
BDA180 / 419E	1,0 - 20,0	0,5
BDA100 / 418E	2,0 - 15,0	0,5
BDA200 / 417E	1,0 - 10,0	0,5
BDA300 / 416E	1,0 - 6,5	0,5
BDA-SUPRA / 412E	1,0 - 4,0	0,25

For all collets: do not clamp collets over nominal size. If possible use total clamping length.

OZ-collets DIN 63 88 A-B

Collets type A - single slotted

ORDER NO.	COLLET	OZ-TYPE
B400E 1,0 - 6,0	400E	OZ 6
B401E 1,0 - 8,0	401E	OZ 8
B404E 1,0 - 10,0	404E	OZ 10
B407E 1,0 - 12,0	407E	OZ 12
B410E 2,0 - 2,5	410E	OZ 16
B410E 3,0 - 16,0	410E	OZ 16
B444E 2,0 - 2,5	444E	OZ 25
B444E 3,0 - 25,0	444E	OZ 25
B444E 3,5 - 24,5	444E	OZ 25
B450E 4,0	450E	OZ 32
B450E 5,0 - 32,0	450E	OZ 32

Collets type B - double slotted


ORDER NO.	COLLET	OZ-TYPE
B415E 1,0 - 2,5	415E	OZ 16
B415E 3,0 - 5,5	415E	OZ 16
B415E 6,0 - 16,0	415E	OZ 16
B462E 2,0 - 2,5	462E	OZ 25
B462E 3,0 - 9,5	462E	OZ 25
B462E 10,0 - 25,5	462E	OZ 25
B467E 4,0 - 9,5	467E	OZ 32
B467E 10,0 - 32,0	467E	OZ 32

Collets type 300/500



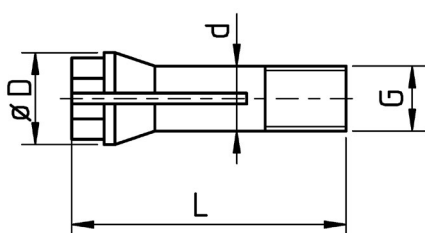
ORDER NO.	COLLET	STEP
B355E 2,5 - 25,0	355E	0,5
B385E 1,5 - 26,0	385E	0,5
B503E 4,0 - 12,0	503E	1
B536E 4,0 - 20,0	536E	2

Collets type 600



ORDER NO.	RANGE	STEP	C	L	G	D
B6023E	1,0 - 3,0	0,1	6,5	20	M5X0,6	5
B6043E	1,0 - 4,0	0,1	8,5	26,5	M6X0,7	6
B600E	1,0 - 4,0	0,1	9	28,5	M6X0,75	6
B601E	1,0 - 6,0	0,1	11	33	M8X0,75	8
B603E	1,0 - 6,0	0,5	11,5	30,5	M8X0,85	8
B6314E	1,0 - 8,0	0,5	14	34	M10X0,75	10
B635E	1,0 - 10,0	0,5	18	34	M12X0,75	12

Square head against extra charge.

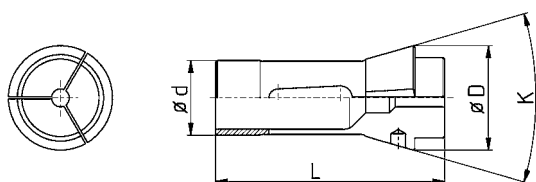


For all collets: do not clamp collets over nominal size. If possible use total clamping length.

Workpiece clamping

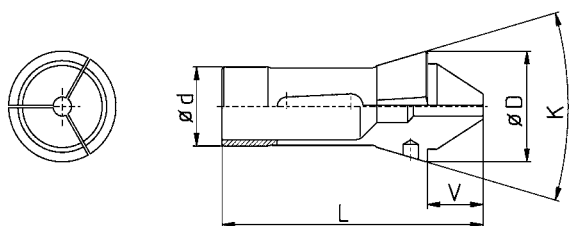
*Workpiece clamping at its best.
Wide variety and accurate.*





Dead length collets

ORDER NO.	F-TYPE	D	D	L	K	MAX \varnothing	MAX HEX	MAX SQUARE
B101E	F8 76-577	8	12	42	32°	6,35		
B109E	F10 76-86	10	15,5	47,5	40°	8,0	7,0	5,5
B116E	F13 76-357	13	19	63,5	32°	10,0	8,0	7,0
B120E	F15 76-580	15	21	64	32°	13,0	11,0	9,0
B1212E	F16 76-1076	16	21	64	32°	13,0	10,0	8,0
B136E	F20 76-201	20	26	54	30°	16,0	14,0	10,0
B138E	F20 76-87	20	28	67	32°	16,0	14,0	11,0
B145E	F25 76-64	25	35	77	32°	20,0	17,0	14,0
B147E	F27 76-22	27	38	72,7	30°	23,0	20,0	16,0
B157E	F30 76-63	30	42	80	32°	26,0	22,0	18,0
B1446E	F30 76-101	30	38	65	30°	26,0	22,0	17,0
B163E	F35 76-94	35	48	80	30°	30,0	27,0	20,0
B1536E	F37 76-740	37	47	92	32°	32,0	27,0	22,0
B164E	F38 76-72	38,08	49,3	108,7	30°	32,0	27,0	22,0
BF40	F40	40	47	92	32°	36,0	30,0	25,0
B171E	F42 76-99	42	55	94	30°	37,0	32,0	26,0
B173E	F48 76-81	48	60	94	30°	42,0	38,0	30,0
B185E	F66 76-59	66	84	110	30°	60,0	50,0	41,0



Version ...-V



Version ...-VS



Extended nose collets

ORDER NO.	F-TYPE	D	D	L	V	K	MAX \varnothing
B145E-V / 145E-VS	F25 76-64	25	35	77	20	32°	1,5 - 16
B1536E-V / 136E-VS	F37 76-740	37	47	92	20 / 30	32°	2 - 19
B173E-V / 173E-VS	F48 76-81	48	60	94	30	30°	8 - 43

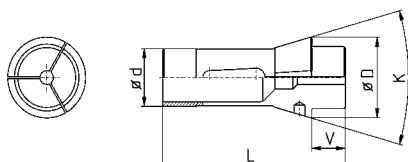
Please specify the version V- or VS. Square / hex shapes on request.

Dead length collet - vulcanized



- Accurate sealing.
- Prevents dirt/chips in the bore - prevents backward movement of coolant.
- Without silicone! Applicable for medical industry.

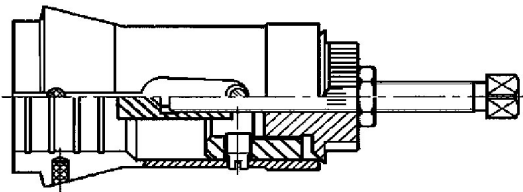
Emergency collets



ORDER NO.	RANGE
B138E-EMER	16
B145E-EMER	20 / 30
B1536E-EMER	20 / 4-SLOT 20
B161E-EMER	8
B171E-EMER	8

- The collet can be turned to any size required.
- The pins on the front bores enables accurate clamping, while turning to the required diameter.

- Easy and quick fitting.
- Suitable for 3 or 4 slot collets.
- Disks can be turned to any specific diameter.
- Prevents breakage of stepped collets.



Pic. 1



Pic. 2

Backstops for collets

ORDER NO.	FOR COLLET E-NO.	F-NO.	PIC.
BHDAN-140E	140E	F22 76-71	1
BHDAN-145E	145E	F25 76-64	1
BHDAN-148E	148E	F28 76-93	1
BHDAN-161E	161E	F32 76-221	1
BHDAN-162E	162E	F35 76-67	1
BHDAN-163E	163E	F35 76-94	1
BHDAN-164E	164E / 1536E	F38 76-72 / F37 76-740	1
BHDAN-171E	171E	F42 76-99	1
BHDAN-173E	173E	F48 76-81	1
BHDAN-177E	177E	F56	1
BHDAN-185E	185E	F66 76-359	1
BHDAN-W20	349E	W20	2
BHDAN-358E	358E	W23	2
BHDAN-359E	359E	K23	2
BHDAN-W25	364E	W25	2
BHDAN-366E	366E		2
BHDAN-367E	367E	B32	2
BHDAN-385E	385E	B32	2
BHDAN-B45	EB45	B45 72-199	1

Supplied with: 2 discs.

Assembly

- Screw in the three (or four) cross screws fully and insert the stop into the collet, so that the cross screws are visible in the slots of the collet.
- Now, screw out the cross screws and tighten the stop with the lock-nut.

Bar feeder collets

WhizHold is your one stop shop for all bar feeder collets suiting most types of bar feeders.



Bar feeder collets: technical information

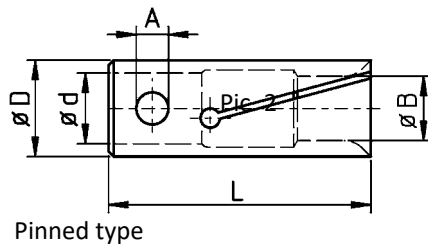
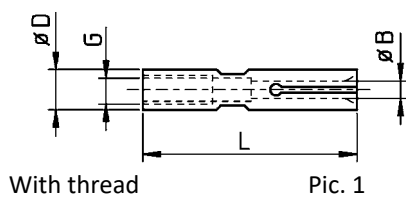


- Material has to be chamfered.
- No warranty for thin-walled collets.
- Diameter of material must not be bigger than the nominal size of collets.
- Measurement report of the clamping force against extra charge.

Advantages of Long life Collets

- Closed form prevents tension loss during high rotation speed.
- Type "L" also suitable for square/hex material.
- High breaking resistance and clamping force.

- **Attention!** Material could be bigger at the end of the bar. Do not measure in the middle of the bar, only after the chamfering.



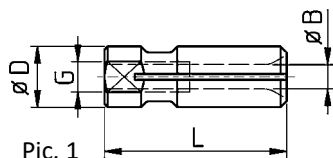
Thin-walled bar feeder collets also available in "Longlife"-type.

Imperial sizes up to 1/16"-step without extra charge.

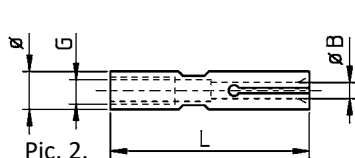
Other dimensions on request.

Bar feeder collets | for bar feeders: FMB, IEMCA, LNS, TRAUB, TORNOS

ORDER NO.	D	PIC.	G/d	A	L	B FROM	B TO
BD05	5	1	M4	-	37	0,8	4,5
BD07	7	1	M5	-	37	0,6	6,0
BD10	10	2	7	4	40	1,0	9,0
BD11	11	2	7	4	40	9,5	10,0
BD12	12	2	8	4	40	1,5	10,5
BD13	13	2	8	4	40	2,0	12,0
BD14	14	2	8	4	40	8,0	13,0
BD15	15	2	11	6	40	2,0	13,5
BD16	16	2	11	6	40	4,0	15,0
BD18	18	2	11	6	40	3,0	17,0
BD20	20	2	14	8	65	2,0	19,0
BD21	21	2	14	8	65	18,0	20,0
BD22	22	2	14	8	65	4,0	21,0
BD23	23	2	14	8	65	18,0	22,0
BD24	24	2	14	8	65	16,0	23,0
BD25	25	2	20	8	65	2,0	24,0
BD28	28	2	20	8	65	3,0	27,0
BD30	30	2	20	8	65	4,0	29,0
BD32	32	2	20	8	65	3,0	31,0
BD34	34	2	20	8	65	28,0	32,0
BD36	36	2	20	8	65	4,0	34,0
BD39	39	2	20	8	65	34,0	37,0
BD40	40	2	20	8	70	35,0	38,0
BD42	42	2	20	8	70	15,0	40,0
BD52	52	2	20	8	70	40,0	50,0



Pic. 1



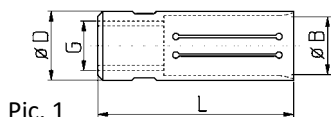
Pic. 2.



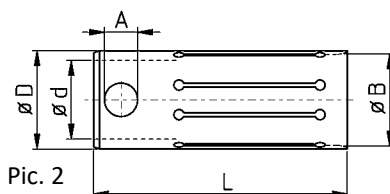
Thin-walled bar feeder collets also available in "Longlife"-type

Bar feeder collets | for bar feeders: BECHLER, LNS, TRAUB, TORNOS

ORDER NO.	D	PIC.	G	L	B FROM	B TO
BD07-B	7	1	M4	22	1,0	6,3
BD10-B	10	1	M5	26	1,5	8,5
BDLNS06	6	2	M4	30	0,6	5,0
BDLNS07	7	2	M4	30	1,0	6,0
BDLNS10	10	2	M5	30	1,5	8,5
BDLNS12	12	2	M6	30	2,0	11,0
BDLNS125	12,5	2	M6	30	8,0	11,5
BDLNS165	16,5	2	M8	35	4,0	14,5
BDLNS20	20	2	M10	35	4,0	18,0



Pic. 1



Pic. 2

- Closed form prevents tension loss during high rotation speed.
- Type "L" also suitable for square/ hex material.
- High breaking resistance and clamping force.



Type L



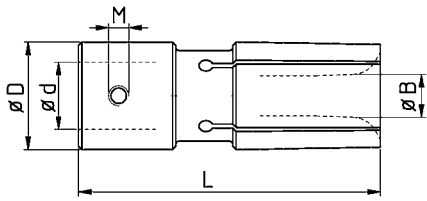
Type LS

Imperial sizes up to 1/16"-step without extra charge
Bars need chamfering to prevent breakage

Bar feeder collets "longlife" | FMB, IEMCA, LNS, TRAUB, TORNOS

ORDER NO. L	ORDER NO. LS	D	PIC.	G/d	A	L	B FROM	B TO	HEX
BD05L		5	1	M4	--	37	3,5	4,3	
BD07L		7	1	M5	--	37	4,3	6,0	
BD075L		7,5	1	M5	--	37	6,0	7,0	
BD10L	BD10LS	10	2	7	4	40	6,0	9,0	6 - 8
BD11L	BD11LS	11	2	7	4	40	9,0	10,0	8
BD12L	BD12LS	12	2	8	4	40	8,0	11,0	7 - 9
BD13L	BD13LS	13	2	8	4	40	11,0	12,0	10
BD14L	BD14LS	14	2	8	4	40	11,0	13,0	12
BD15L	BD15LS	15	2	11	6	40	10,0	14,0	9 - 12
BD16L	BD16LS	16	2	11	6	40	13,0	15,0	12 - 13
BD17L	BD17LS	17	2	11	6	40	14,0	16,0	13
BD18L	BD18LS	18	2	11	6	40	12,0	17,0	11 - 14
BD19L	BD19LS	19	2	11	6	40	17,0	18,0	15
BD20L	BD20LS	20	2	14	8	65	14,0	19,0	13 - 16
BD21L	BD21LS	21	2	14	8	65	18,0	20,0	16 - 17
BD22L	BD22LS	22	2	14	8	65	16,5	21,0	15 - 18
BD23L	BD23LS	23	2	14	8	65	18,0	22,0	16 - 19
BD24L	BD24LS	24	2	14	8	65	20,0	23,0	18 - 20
BD25L	BD25LS	25	2	20	8	65	16,0	24,0	14 - 20
BD26L	BD26LS	26	2	20	8	65	23,0	25,0	20 - 21
BD27L	BD27LS	27	2	20	8	65	24,0	26,0	21 - 22
BD28L	BD28LS	28	2	20	8	65	20,0	27,0	18 - 23
BD30L	BD30LS	30	2	20	8	65	22,0	29,0	20 - 25
BD31L	BD31LS	31	2	20	8	65	29,5	30,0	26
BD32L	BD32LS	32	2	20	8	65	26,0	31,0	18 - 27
BD33L	BD33LS	33	2	20	8	65	26,0	32,0	27
BD34L	BD34LS	34	2	20	8	65	28,0	33,0	25 - 28
BD36L	BD36LS	36	2	20	8	65	30,0	35,0	27 - 30
BD39L	BD39LS	39	2	20	8	65	36,0	38,0	32 - 33
BD42L	BD42LS	42	2	20	8	70	38,5	41,0	34 - 35
BD52L	BD52LS	52	2	20	8	70	47,0	50,0	41 - 43

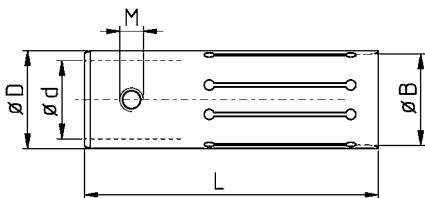
For all collets: Do not clamp collets over nominal size. If possible use total clamping length



Thin-walled bar feeder collets also available in "Longlife"-type. Imperial sizes up to 1/16"-step. All bar feeder collets also available in XT-type (defined clamping force). To increase the clamping force, springs are available for most of the collets.


Bar feeder collets | for turbo bar feeders: FMB, BREUNING, IRCO, LNS, TORNOS

ORDER NO.	D	d	L	M	B FROM	B TO
BTD25	25	20	90	M5	2,5	24,0
BTD28	28	20	90	M5	5,0	26,0
BTD30	30	20	90	M6	3,0	28,0
BTD32	32	20	90	M6	2,5	30,5
BTD33	33	20	90	M6	30,0	31,0
BTD34	34	20	90	M6	6,0	32,5
BTD36	36	20	90	M8	4,0	34,0
BTD38	38	20	90	M8	10,0	36,0
BTD40	40	20	90	M8	7,0	38,5
BTD42	42	20	90	M8	3,0	40,0
BTD44	44	20	90	M8	25,0	42,0
BTD45	45	20	90	M8	10,0	43,0
BTD50	50	20	90	M8	6,0	48,5
BTD54	54	20	90	M8	20,0	51,0
BTD55	55	20	90	M8	20,0	52,0
BTD58	58	20	90	M8	20,0	55,0
BTD60	60	20	90	M8	10,0	58,5
BTD63	63	20	90	M8	10,0	61,5
BTD65	65	20	90	M8	8,0	63,5
BTD70	70	20	90	M8	40,0	68,0
BTD73	73	20/35	90	M8	40,0	71,0
BTD75	75	20/35	90	M8	40,0	73,0
BTD80	80	35	90	M8	40,0	77,0
BTD90	90	35	90	M8	50,0	86,0
BTD100	100	35	110	M8	60,0	95,0




Imperial sizes up to 1/16"-step without extra charge. Bars need chamfering to prevent breakage.

Type L

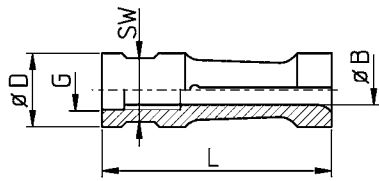


Type LS

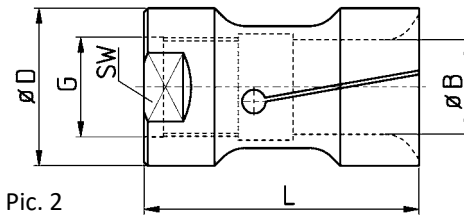


Bar feeder collets "longlife" | for turbo bar feeders: FMB, BREUNING, IRCO, LNS, TORNOS

ORDER NO. L	ORDER NO. LS	D	d	L	B FROM	B TO	HEX
BTD25L	BTD25LS	25	20	90	15,0	24,0	13 - 20
BTD30L	BTD30LS	30	20	90	20,0	29,0	18 - 25
BTD32L	BTD32LS	32	20	90	22,0	31,0	19 - 26
BTD33L	BTD33LS	33	20	90	30,0	32,0	26 - 27
BTD34L	BTD34LS	34	20	90	25,0	33,0	22 - 28
BTD36L	BTD36LS	36	20	90	28,0	35,0	25 - 30
BTD38L	BTD38LS	38	20	90	30,0	37,0	27 - 32
BTD40L	BTD40LS	40	20	90	35,0	39,0	31 - 33
BTD42L	BTD42LS	42	20	90	30,0	41,0	27 - 35
BTD43L	BTD43LS	43	20	90	41,5	42,0	36
BTD44L	BTD44LS	44	20	90	36,0	42,0	35 - 37
BTD45L	BTD45LS	45	20	90	40,0	44,0	35 - 38
BTD50L	BTD50LS	50	20	90	40,0	49,0	35 - 42
BTD55L	BTD55LS	55	20	90	45,0	54,0	40 - 46
BTD60L	BTD60LS	60	20	90	50,0	59,0	44 - 51
BTD63L	BTD63LS	63	20	90	50,0	62,0	44 - 53
BTD65L	BTD65LS	65	20	90	53,0	64,0	46 - 55
BTD70L	BTD70LS	70	20	90	65,0	68,0	
BTD73L	BTD73LS	73	20/35	90	68,0	71,0	
BTD75L	BTD75LS	75	20/35	90	70,0	73,0	
BTD80L	BTD80LS	80	35	90	75,0	78,0	



Pic. 1



Pic. 2



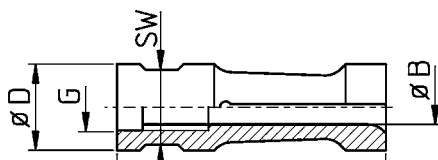
Bar feeder collets | for bar feeders: IEMCA, EDGE with right hand thread

ORDER NO.	D	PIC.	G	L	SW	B FROM	B TO
BDI07	7,5	1	M5X0,5	40	6	1,5	6,5
BDI10	10	1	M6X0,75	40	8	1,5	9,0
BDI12	12	1	M7X0,75	42	10	1,6	10,5
BDI15	15	1	M8X1	42	13	3,0	13,0
BDI16	16	1	M8X1	42	14	6,0	15,0
BDI18	18	1	M8X1	42	15	11,0	16,5
BDI20	20	1	M10X1	59	17	2,5	18,5
BDI23	23	1	M10X1	59	19	11,0	21,0
BDI25	25	1	M10X1	59	22	8,0	23,0
BDI27	27	1	M10X1	59	24	16,0	25,5
BDI30	30	1	M10X1 *	65	27	6,0	28,0
BDI31 **	31	1	M10X1 *	65	27	8,0	29,0
BDI32	32	1	M10X1 *	65	30	6,0	30,0
BDI33	33	1	M10X1 *	65	30	8,0	32,0
BDI34	34	1	M25X1,5	65	32	5,0	32,0
BDI35	35	1	M25X1,5	65	32	19,0	33,0
BDI36	36	2	M25X1,5	65	34	20,0	34,0
BDI40	40	2	M25X1,5	70	36	10,0	37,0
BDI42	42	2	M25X1,5	70	36	20,0	40,0
BDI45	45	2	M25X1,5	72	41	20,0	43,0
BDI46	46	2	M25X1,5	72	40	20,0	44,0
BDI50	50	2	M25X1,5	80	46	43,0	48,0
BDI52	52	2	M25X1,5	80	46	45,0	50,0
BDI54	54	2	M25X1,5	80	50	47,0	52,0
BDI55	55	2	M25X1,5	80	50	20,0	54,0
BDI56	56	2	M25X1,5	80	50	20,0	54,0
BDI58	58	2	M25X1,5	80	50	20,0	54,0
BDI60	60	2	M25X1,5	80	55	20,0	57,0
BDI65	65	2	M25X1,5	80	60	56,0	63,0
BDI70	70	2	M25X1,5	80	65	60,0	68,0
BDI75	75	2	M25X1,5	80	65	67,0	72,0
BDI80	80	2	M25X1,5	80	CROSS HOLE	50,0	77,0

* Also available with threads: M17x1; M25x1,5; M18x1,5; M18x1,5

** Also for Stama barloader.

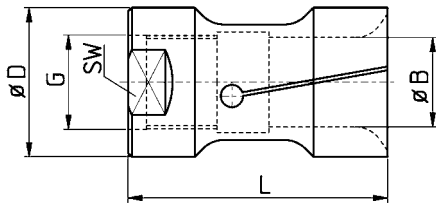
Thin-walled bar feeder collets also available in "Longlife"-type.



Thin-walled bar feeder collets
also available in "Longlife"-type.

Bar feeder collets | for bar feeders: J. CUCCHI with right hand thread

ORDER NO.	D	G	L	SW	B FROM	B TO
BDC10	10	M6X0,75	50	8	2,0	9,0
BDC12	12	M7X0,75	52	10	3,0	11,0
BDC14	14	M8X1	52	12	4,0	12,5
BDC15	15	M8X1	52	13	4,0	14,0
BDC16	16	M8X1	52	14	4,0	15,0
BDC18	18	M10X1	59	14	4,0	17,0
BDC25	25	M14X1	59	22	10,0	23,0
BDC30	30	M18X1,5	65	28	8,0	28,0



Thin-walled bar feeder collets also available in "Longlife"-type.

Bar feeder collets | for bar feeders: IEMCA, EDGE, J. CUCCHI with right hand thread

ORDER NO.	D	G	L	SW	B FROM	B TO
BDIL29	29	M17X1	80	27	5,0	27,0
BDIL30	30	M17X1	80	27	5,0	28,0
BDIL32	32	M25X1,5	80	30	5,0	30,0
BDIL34	34	M25X1,5	80	30	20,0	32,0
BDIL36	36	M25X1,5	80	30	20,0	34,0
BDIL38	38	M25X1,5	80	36	20,0	36,0
BDIL40	40	M25X1,5	80	36	10,0	38,0
BDIL42	42	M25X1,5	80	36	10,0	40,0
BDIL44	44	M25X1,5	80	41	38,0	42,0
BDIL46	46	M25X1,5	80	41	39,0	44,0
BDIL48	48	M25X1,5	80	46	40,0	46,0

Bar feeder collets "longlife" | IEMCA, J. CUCCHI with right hand thread

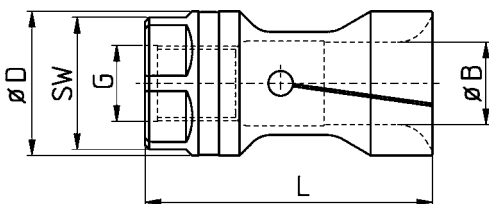
Type L



- All thin-walled bar feeder collets "BDI" also available in "Longlife"-type.
- When ordering add "L" or "LS" after the order number.
- Example: BDI30L 27,5
BDI52LS 49,0

Type LS






Thin-walled bar feeder collets
also available in "Longlife"-type.

Bar feeder collets | for bar feeders: P. CUCCHI with left hand thread

ORDER NO.	MAGAZINE	D	G	L	SW	B FROM	B TO
BDX19	CUCCHI PB20	19	M10X1 L	60	17	4,0	17,0
BDX20	CUCCHI PB20	20	M10X1 L	60	17	8,0	18,5
BDX23	CUCCHI PB23	23	M14X1 L	60	21	4,0	21,0
BDX24	CUCCHI PB24	24	M14X1 L	60	22	21,0	22,0
BDX25	CUCCHI PB24	25	M14X1 L	60	22	6,0	23,5
BDX28	CUCCHI PB28	28	M18X1,5 L	65	25	5,0	26,0
BDX29	CUCCHI PB30	29	M18X1,5 L	65	27	5,0	27,5
BDX30	CUCCHI PB30	30	M18X1,5 L	65	28	18,0	28,0
BDX32	CUCCHI PB32	32	M18X1,5 L	65	28	20,0	30,0
BDX33	CUCCHI PB35A	33	M18X1,5 L	70	30	25,0	31,0
BDX34	CUCCHI PB35A	34	M18X1,5 L	70	32	8,0	32,5
BDX35	CUCCHI PB35	35	M18X1,5 L	70	32	10,0	33,0
BDX37	CUCCHI PB38	37	M25X1,5 L	70	34	10,0	35,0
BDX38	CUCCHI PB38	37,8	M25X1,5 L	70	34	30,0	36,0
BDX39	CUCCHI PB38	39	M25X1,5 L	70	36	16,0	37,0
BDX40	CUCCHI PB42	39,8	M25X1,5 L	70	36	20,0	38,0
BDX41	CUCCHI PB42	41	M25X1,5 L	70	36	19,0	40,0
BDX42	CUCCHI PB42	42	M25X1,5 L	70	36	20,0	40,0
BDX43	CUCCHI PB42	42,8	M25X1,5 L	70	36	20,0	41,0
BDX44	CUCCHI PB42	44	M25X1,5 L	70	36	20,0	42,0
BDX47	CUCCHI PB48	47	M30X1,5 L	70	40	10,0	45,0
BDX50	CUCCHI PB	49,7	M30X1,5 L	70	46	20,0	48,0
BDX55	CUCCHI PB	55	M30X1,5 L	80	50	20,0	53,0
BDX60	CUCCHI PB60	59 (59,7)	M30X1,5 L	80	55	19,0	58,0
BDX65	CUCCHI PB68	65	M30X1,5 L	80	60	58,0	62,0
BDX70	CUCCHI PB70-72	69,5	M30X1,5 L	80	NUT	60,0	67,0
BDX75	CUCCHI PB75	75	M30X1,5 L	80	NUT	65,0	72,0
BDX88	CUCCHI PB90	88	BOHRUNG / BORE 40	110	--	60,0	82,0
BDV34		34	M25X1,5 L	70	30	10,0	33,0

Bar feeder collets "longlife" | P. CUCCHI with left hand thread

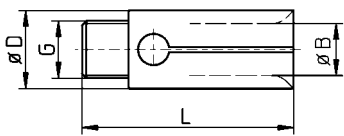
Type L



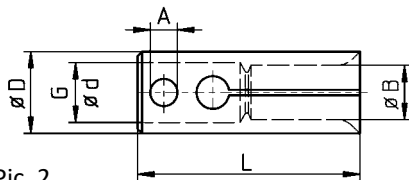
Type LS



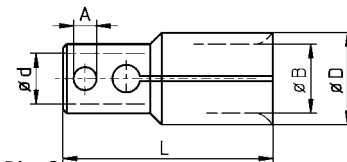
- All thin-walled bar feeder collets "BDX" also available in "Long life"-type.
- When ordering add "L" or "LS" after the order number
- Example: BDX28L 26,0
BDX42LS 39,0



Pic. 1



Pic. 2



Pic. 3

Bar feeder collets | for bar feeders: CAV



CAV bar feeder collets also available with inner profile or as "Longlife"-type on request.

ORDER NO.	D	G/d	L	A	B FROM	B TO	MAGAZINE
BCAV 07	7	M6 X 1 L	40	--	1,5	5,9	CAV16/20L-IS
BCAV 10	10	M6 X 1 L	40	--	2	8,5	CAV12M-IS
BCAV 12	12	M6 X 1 L	40	--	8,5	10,5	CAV16/20L-IS
BCAV 15	15	10	55	6	3	14	CAV20L-IS
BCAV 17	17	10	55	6	14	16	
BCAV 19	19	10	55	6	16	17	
BCAV 21	21	10	55	6	17	19	
BCAV 25	25	16	76	8	5	22	
BCAV 32	32	16	76	8	15,5	29	
BCAV 34	34	16	76	8	19	31	

Bar feeder collets with inner profile square and hexagonal

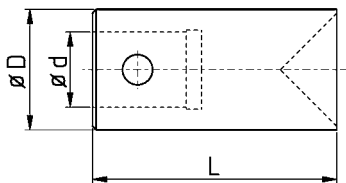


When ordering add "SQR" or "HEX" after the order number.

TYPE	MAGAZINE	PAGE
BD	FMB, IEMCA, LNS, TRAUB, TORNOS	78
BTD	FMB, BREUNING IRCO, LNS, TORNOS	80
BDI	IEMCA	81
BDX	P.CUCCHI	83

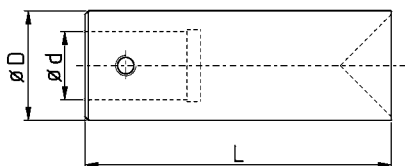
All standard types of bar feeder collets are available with inner profile. Outside dimensions are identical with standard types. Advantages for sqr/hex material: enabling total lock with no distortion.

Bar feeder cone collets | for bar feeders: FMB, IEMCA, LNS, TRAUB, TORNOS

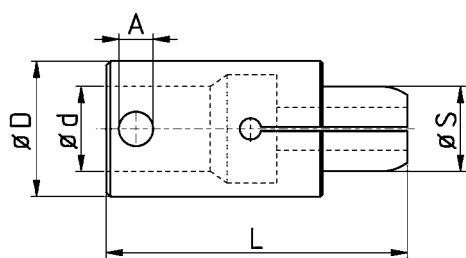


ORDER NO.	D	d	L
BD10K	10	7	40
BD12K	12	8	40
BD15K	15	11	40
BD18K	18	11	40
BD20K	20	14	65
BD22K	22	14	65
BD25K	25	20	65
BD28K	28	20	65
BD30K	30	20	65
BD32K	32	20	65
BD36K	36	20	65

Bar feeder cone collets | for bar feeders: FMB, IRCO, LNS, TORNOS



ORDER NO.	D	d	L
BTD25K	25	20	90
BTD30K	30	20	90
BTD32K	32	20	90
BTD34K	34	20	90
BTD36K	36	20	90
BTD40K	40	20	90
BTD42K	42	20	90
BTD45K	45	20	90
BTD50K	50	20	90
BTD60K	60	20	90
BTD65K	65	20	90
BTD67K	67	20	90



Imperial sizes up to 1/16"-step without extra charge.

Bar feeder collets for internal gripping | FMB, IEMCA, LNS, TRAUB, TORNOS

ORDER NO.	D	G/d	A	L	S: FROM	S: TO
BD10SP	10	7	4	40	5,0	9,0
BD12SP	12	8	4	40	5,0	11,0
BD15SP	15	11	6	40	5,0	14,0
BD16SP	16	11	6	40	8,0	15,0
BD18SP	18	11	6	40	5,0	17,0
BD20SP	20	14	8	65	5,0	19,0
BD22SP	22	14	8	65	5,0	21,0
BD25SP	25	20	8	65	5,0	24,0
BD28SP	28	20	8	65	8,0	27,0
BD30SP	30	20	8	65	8,0	29,0
BD32SP	32	20	8	65	6,0	31,0
BD36SP	36	20	8	65	8,00	35,0
BD42SP	42	20	8	65	10,0	41,0
BD52SP	52	20	8	65	10,0	51,0

Bar feeder collets for internal gripping | IEMCA (BDI), P.CUCCHI (BDX)



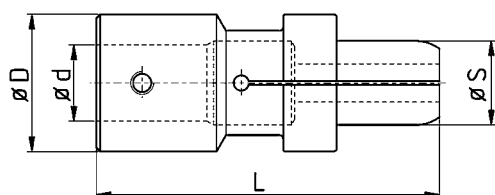
Type DI



Type DX

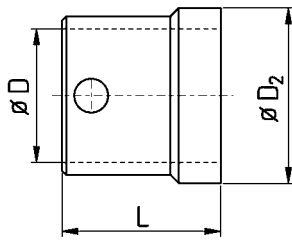
- All "BDI" and "BDX" bar feeder collets available as bar feeder collets for internal gripping, page 81+83.
- Many sizes available in stock, please request.
- Order No.: BDI . . SP
BDX . . SP

Bar feeder collets for internal gripping | "turbo" for FMB, BREUNING IRCO, LNS, TORNOS

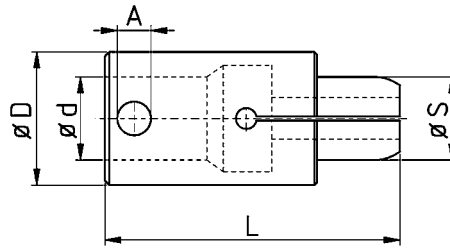


Imperial sizes up to 1/16"-step without extra charge.

ORDER NO.	D	d	L	GEW	S: FROM	S: TO
BTD25SP	25	20	90	M5	5,0	24,0
BTD30SP	30	20	90	M6	8,0	29,0
BTD32SP	32	20	90	M6	8,0	31,0
BTD34SP	34	20	90	M6	28,0	33,0
BTD36SP	36	20	90	M8	10,0	35,0
BTD38SP	38	20	90	M8	12,0	37,0
BTD40SP	40	20	90	M8	15,0	39,0
BTD42SP	42	20	90	M8	15,0	41,0
BTD45SP	45	20	90	M8	15,0	44,0
BTD50SP	50	20	90	M8	20,0	49,0
BTD60SP	60	20	90	M8	26,0	59,0
BTD65SP	65	20	90	M8	30,0	64,0
BTD70SP	70	20	90	M8	30,0	69,0
BTD75SP	75	20	90	M8	35,0	74,0
BTD80SP	80	20	90	M8	40,0	79,0
BTD90SP	90	20	90	M8	50,0	89,0
BTD100SP	100	20	90	M8	60,0	90,0



Stopper



Collet



Bar feeder collets for internal gripping | INDEX MS

ORDER NO.		INDEX ORIG. NO..	SCHIEBER FEEDER	D/D_2^{**}	S	A	D	L	MACHINE
BD104522 8.0 SP	COLLET	927434.1232	12	10,3	8	4	8	45	MS22 / MS40
BD104532 8.0 SP	COLLET	927535.1231	12	10,3	8	4	8	45	MS32
BASD104532-**	SLEEVE	927536.**31		13,0 - 18,0		4		32	
BD104640 8.0 SP	COLLET	927434.1233	12	10,3	8	4	8	46	MS22 / MS32 / MS40
BASD104640-**	SLEEVE	927435.**32		13,0 - 23,0		4		26	
BD164522 15.0 SP	COLLET	927535.1831	18	16	15	6	11	45	MS22 / MS32 / MS40
BASD164522-**	SLEEVE	927536.**31		19,0 - 25,0		6		32	
BD164632 15.0 SP	COLLET	927535.1841	18	16	15	6	11	46,5	MS22 / MS32 / MS40
BASD164632-**	SLEEVE	927536.**41		19,0 - 25,0		6		26,5	
BD184552 15.0 SP	COLLET	927934.1832	18	18	15	6	11	45	MS52
BASD184552-**	SLEEVE	927975.**31		22,0 - 32,0				20	
BD197040 15.0 SP	COLLET	927434.2332	23	19	15	8	14	70	MS40
BASD197040-**	SLEEVE	927435.**31		24,0 - 32,0		8		52	
BD196640 15.0 SP	COLLET	927434.2333	23	19	15	8	14	66,5	MS40
BASD196640-**	SLEEVE	927435.**32		24,0 - 32,0				46,5	
BD226632 15.0 SP	COLLET	927535.2531	25	22	15	8	15	66	MS32
BASD226632-**	SLEEVE	927536.**31		26,0 - 36,0				46,5	
BD277040 15.0 SP	COLLET	927434.3232	32	27	15	8	20	70	MS40
BASD277040-**	SLEEVE	927435.**31		33,0 - 40,0		8		52	
BD276140 15.0 SP	COLLET	927434.3233	32	27	15	8	20	61	MS40
BASD276140-**	SLEEVE	927435.**32		33,0 - 40,0				41	
BD327052 20.0 SP	COLLET	927934.3232	32	32	20	8	20	70	MS52
BASD327052-**	SLEEVE	927975.**31		33,0 - 42,0				38	
BD427052 20.0 SP	COLLET	927934.4232	42	42	20	8	20	70	MS52
BASD427052-**	SLEEVE	927975.**31		43,0 - 52,0				38	
BD1845IMS52 15.0 SP	COLLET		18	18	15	6	11	45	
BD3270IMS52 20.0 SP	COLLET		32	32	20	8	20	70	
BD4270IMS52 20.0 SP	COLLET		42	42	20	8	20	70	

Bar feeder collets "longlife" vulcanized



All "Longlife"-steel-types are also available vulcanized.

1. Available for all types of magazine bar loaders
2. Longer life (with chamfered bars)
3. Excellent noise and vibration damping
4. High pull out strength
5. Also usable for hexagonal material
6. No more problems with loss of coolant
7. Only small oversize to the nominal diameter

When ordering add "V" after the order number

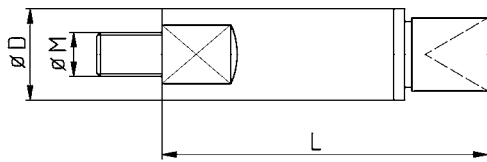
Examples: BTD45L 43,0 V
 BDX39L 37 V

Revolving ends

WhizHold revolving ends for bar feeders are ball bearing mounted, giving precise guidance.




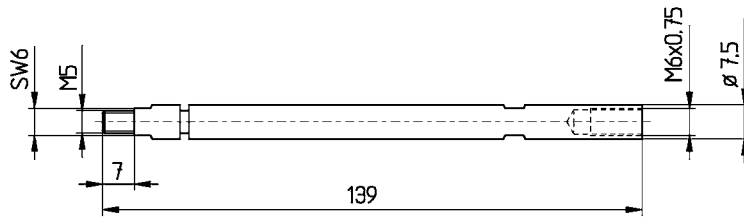
Revolving ends | for manual bar feeders



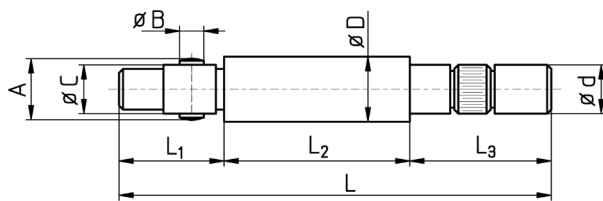
Head of the revolving end is only an example.

ORDER NO.	D	M	L
BESB0450	4,5	M3,5	35
BESB0550	5,5	M4	46
BESB0700	7	M5	52
BESB0750	7,5	M5	44
BESB0800	8	M5	48
BESB0850	8,5	M5	52
BESB0850L	8,5	M5	73
BESB1000	10	M6	49
BESB1100	11	M6	49
BESB1200	12	M6	49
BESB1400	14	M10	80
BESB1408	14	M8	80
BESB1500	15	M10	80
BESB1508	15	M8	80
BESB1600	16	M10	80
BESB1608	16	M8	80
BESB2000	20	M10	88
BESB2500	25	M12	108
BESB2800	28	M12	108
BESB3000	30	M12	108
BESB3200	32	M12	108
BESB3600	36	M12	108

Revolving ends | D7 for IEMCA bar feeders

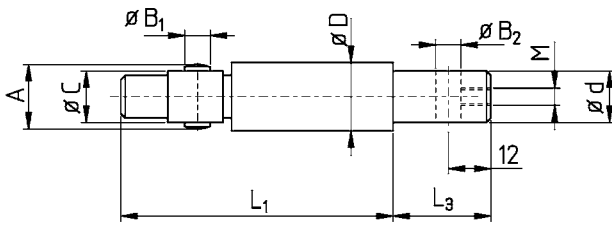


ORDER NO.
BSPHLD071



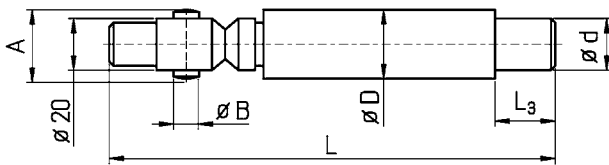
Revolving ends | for FMB, IEMCA, BREUNING IRCO, TRAUB bar feeders

ORDER NO.	d	D	A	B	C	L ₁	L ₂	L ₃	L
BSPHLD10IR (SPECIAL)	8	10,0	9,8	4	7	26,5	43,5	30	100
BSPHLD105IR (SPECIAL)	8	10,5	9,8	4	7	26,5	43,5	30	100
BSPHLD10	8	10	9,8	4	7	26,5	43,5	30	100
BSPHLD12	8	12	11,8	4	8	26,5	43,5	30	100
BSPHLD13	8	13	11,8	4	8	26,5	43,5	30	100
BSPHLD15	12	15	14,8	6	11	26,5	43,5	30	100
BSPHLD16	12	16	15,8	6	11	26,5	43,5	30	100
BSPHLD18	12	18	17,8	6	11	26,5	43,5	30	100
BSPHLD20	17	20	19,8	8	14	40,5	45,5	30	116
BSPHLD22	17	22	21,8	8	14	40,5	45,5	30	116
BSPHLD23	17	23	21,8	8	14	40,5	45,5	30	116
BSPHLD25	20	25	24,8	8	20	43	46	30	119
BSPHLD28	20	28	24,8	8	20	43	46	30	119
BSPHLD30	20	30	29,8	8	20	43	46	30	119
BSPHLD32	20	32	31,8	8	20	43	46	30	119
BSPHLD36	20	36	35,8	8	20	43	46	30	119
BSPHLD42	20	42	41,8	8	20	43	46	30	119
BSPHLD52	20	52	51,8	8	20	43	46	30	119



Revolving ends | for LNS Mini-sprint S2

ORDER NO.	d	D	A	B ₁ /B ₂	C	L ₁	L ₃	M
BSPHL10LNS	8	10	10	4	7	67	30	M4
BSPHL12LNS	8	12	12	4	8	69	30	--
BSPHL15LNS	12	15	15	6	11	67	30	M5
BSPHL18LNS	12	18	18	6	11	70	30	--
BSPHL20LNS	17	20	20	8	14	81	30	M8
BSPHL25LNS	20	25	25	8	20	85,5	30	M8
BSPHL36LNS	30	36	36	8 / --	20	158	40	--
BSPHL50LNS	42	50	--	--	20	158	50	--



Revolving ends "turbo" | for FMB, LNS, BREUNING IRCO bar feeders

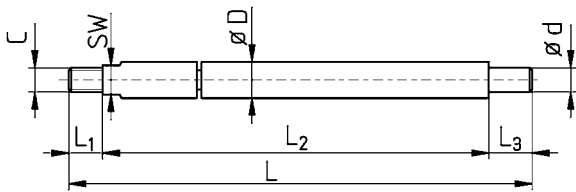
ORDER NO.	d	D	A	B	L ₁	L
BSPHLTD25 *	20	25	24,8	8	40	197
BSPHLTD28 *	25	28	25,8	8	40	197
BSPHLTD30 *	25	30	25,8	8	40	197
BSPHLTD32 *	25	32	31	8	40	197
BSPHLTD34 *	30	34	31	8	40	197
BSPHLTD36 *	30	36	35	8	40	207
BSPHLTD38	30	38	-	-	40	207
BSPHLTD40	33	40	-	-	50	207
BSPHLTD42	33	42	-	-	50	207
BSPHLTD45	33	45	-	-	50	207
BSPHLTD50	42	50	-	-	50	207
BSPHLTD60	51	60	-	-	75	232
BSPHLTD63	51	63	-	-	75	232
BSPHLTD65	51	65	-	-	75	232
BSPHLTD70	51	70	-	-	-	-
BSPHLTD80**	51	80	-	-	-	-

* For bar feeder collets "Turbo" and pinned type.

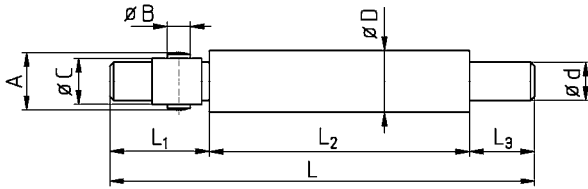

**On request.

Revolving ends "turbo" | for TORNOS bar feeders

ORDER NO.	d	D	A	B	L ₁	L
BSPHLTR32	22	32	31	8	30	192
BSPHLTR36	25	36	35	8	30	192



Pic. 1



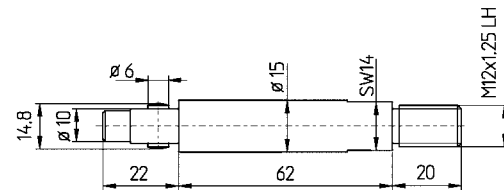
Pic. 2

Revolving ends |for TORNOS, ROBOBAR bar feeders

ORDER NO.	d	D	A	B	C	L ₁	L ₂	L ₃	L ₄	PIC.
BSPHLD05R	M3	5,5	-	-	M4	7	78	8	93	1
BSPHLD07R	M5	7,5	-	-	M5	7	78	16	101	1
BSPHLD10R	7	10,5	9,8	4	7	27	73	16	116	2
BSPHLD12R	8	12	11,8	4	8	28	72	16	115	2
BSPHLD16R	10	16	15,5	6	11	26	116	16	158	2
BSPHLD18R	10	18	17,8	6	11	28	116	16	159	2
BSPHLD21R	14	20,5	19,8	8	14	40	110	20	169	2
BSPHLD25R	20	25	24,8	8	20	42	117	22	181	2
BSPHLD26R	20	26	24,8	8	20	43	114	22	179	2

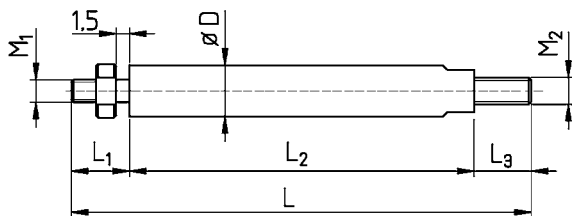
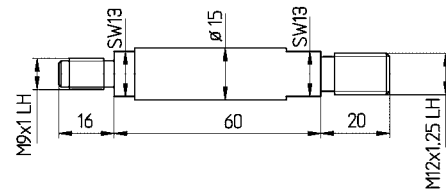
Revolving ends |for CAV bar feeders

ORDER NO.
BSPHL15CAV



Revolving ends |for FEDEK bar feeders

ORDER NO.
BSPHL15FED

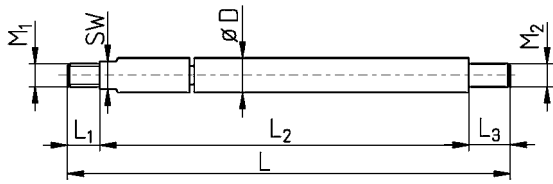


Revolving ends |for BECHLER, TORNOS bar feeders

ORDER NO.	D	M ₁	M ₂	L ₁	L ₂	L ₃	L	MAGAZINE
BSPHLD10B1	10	M5	M6	14	68	14	96	BECHLER
BSPHLD10B2	10	M5	M6	15	56	14	85	BECHLER
BERB0760	7	M4	M5	11,5	39,5	9	60	BECHLER
BERT0450	4,5	M3	M3*	9	54	8*	62	TORNOS
BERT0550	5,5	M3	M3*	7	54,5	8*	61,5	TORNOS
BERT0700	7	M4	M5	11,5	41,5	10	63	TORNOS
BERT0750	7,5	M4	M5	11	42	10	63	TORNOS
BERT0850	8,5	M5	M5	12	41,5	10	63,5	TORNOS
BERT1050	10,5	M6	M6	14	45	11	70	TORNOS

*internal thread.

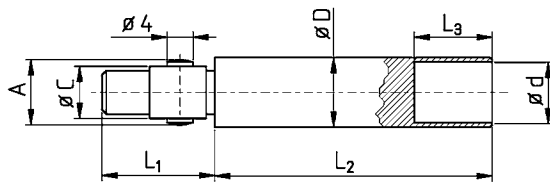
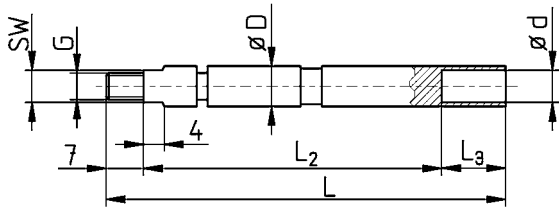




Revolving ends | for GAUTHIER, IEMCA, LNS bar feeders

ORDER NO.	D	M ₁	M ₂	SW	L ₁	L ₃	L ₃	L	MAGAZINE
BSPHLD05GS	5,0	M4	M4	4	7	72,5	10,5	91	GAUTHIER / IEMCA
BSPHLD05G	5,5	M4	M4	4	7	74	10	91	* GAUTHIER / IEMCA
BSPHLD07GS	7,0	M5	M5	6	7	79	11	97	GAUTHIER
BSPHLD07G	7,5	M5	M5	6	7	79	11	97	* GAUTHIER
BSPHLD07SLNS	7,0	M4	M5	6	8	115	8	131	LNS MINI SPRINT
BSPHLD07LNS	7,5	M4	M5	6	8	115	8	131	* LNS MINI SPRINT
BSPHLD12LNS	12	M6	M6	9				72	LNS MINI SPRINT

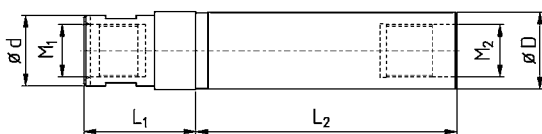
* Standard version for channel D5 resp. D7.



Revolving ends | for TRAUB, FMB bar feeders

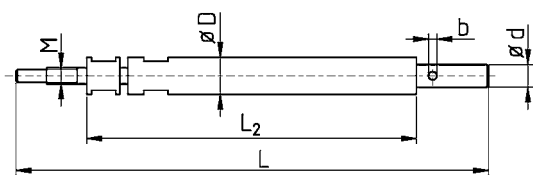
ORDER NO.	D	PIC.	G	d	SW	L ₂	L ₃	L	MAGAZINE
BSPHLD05T	5,5	1	M4	4,5	4	56	12	75	TRAUB / FMB
BSPHLD07T	7,5	1	M5	6,5	6	63	15	85	TRAUB / FMB

ORDER NO.	D	PIC.	A	C	d	L ₁	L ₂	L ₃	MAGAZINE
BSPHLD10T	10	2	9,9	7	9	24	61	18	TRAUB
BSPHLD12T	12	2	11,9	8	11	24	61,5	18	TRAUB

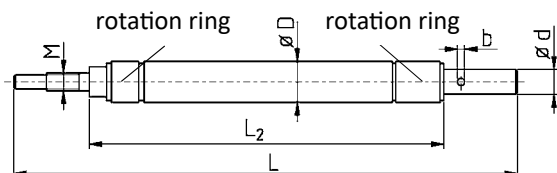


Revolving ends | for IEMCA bar feeders

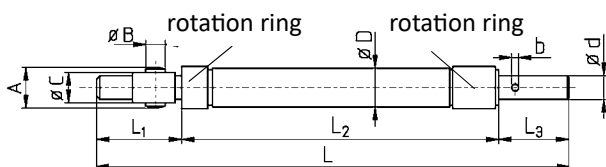
ORDER NO.	D	d	L ₁	L ₂	M ₁	M ₂
BSPHLDI25	25	23	40	81	M17X1	M17X1
BSPHLDI30	30	30	49	91	M25X1,5	M20X1
BSPHLDI40	40	45	51	114	M25X1,5	ø 30



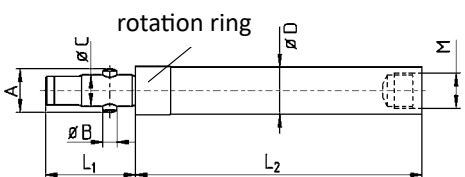
Pic. 1



Pic. 2



Pic. 3



Pic. 4

Revolving ends |for IEMCA, EDGE, BOSS bar feeders

ORDER NO.	D	PIC.	D	L ₂	L	M	b	
BSPHLI12	12	1	8	109	172	M7X0,75	3	For bar feeder collets original IEMCA.
BSPHLI15	15	2	12	132,5	195	M8X1	4	
BSPHLI16	16	2	12	132,5	195	M8X1	4	
BSPHLI18	18	2	12	132,5	195	M8X1	4	
BSPHLI19	19	2	12	132,5	195	M8X1	4	
BSPHLI20	20	2	14	132,5	210	M10X1	-	
BSPHLI23	23	2	14	132,5	210	M10X1	4	
BSPHLI25	25	2	14	132,5	210	M10X1	4	
BSPHLI27	27	2	14	132,5	210	M10X1	4	

ORDER NO.	D	PIC.	d	M	L ₁	L ₂	L ₃	L	A	B	C	b	
BSPHL12IE	12	3	8	--	27	113	30		12	4	8	3	For bar feeder collets pinned type.
BSPHL15IE	15	3	12	--	26	127	35		15	6	11	4	
BSPHL16IE	16	3	12	--	26	127	35		16	6	11	4	
BSPHL18IE	18	3	12	--	26	127	35		18	6	11	4	
BSPHL20IE	20	3	14	--	37	125	33		20	8	14	-	
BSPHL23IE	23	3	14	--	37	125	33		20	8	14	-	
BSPHL12IE-S *	12	4	--	M9 X 1L	26	83	--		12	4	8	--	
BSPHL18IE-S *	18	4	--	M15 X 1L	28	98	--		18	6	11	--	

* for IEMCA SIR multispindle bar feeder.

Revolving ends | for IEMCA, CUCCHI bar feeders

IEMCA

ORDER NO.	D	L	F	d	PIC.
BV516.007	7,5	126	M6X0,75	M5X0,5	1
BV516.010	10	113	M8X1	M6X0,75	1
BV516.012	12	116	M10X1	M7X0,75	1
BV516.015	15	121	M12X1,5	M8X1	1
BV516.020	20	133	M14X1,5	M10X1	1
BV516.025	25	133	M14X1,5	M10X1	1
BV516.030	30	135	M14X1,5	M10X1	1

CUCCHI

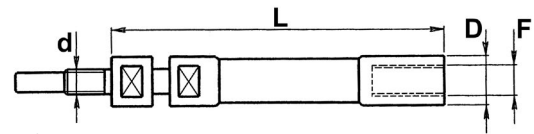
ORDER NO.	D	L	F	d	PIC.
BV517.010	10	107	M7X1	M6X0,75	2
BV517.012	12	107	M8X1,25	M7X0,75	2
BV517.014	14	107	M10X1,5	M8X1	2
BV517.016	16	107	M10X1,5	M8X1	2
BV517.019	19	118	M12X1,75	M10X1	2
BV517.025	25	118	M20X1,5	M14X1	2
BV517.030	30	123	M24X1,5	M18X1,5	2
BV517.040	40	61	M28X1,5	M25X1,5	4

CUCCHI

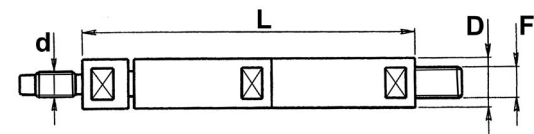
ORDER NO.	D	L	F	d	PIC.
BV517.120	19	100	M17X1LI	M10X1LI	2
BV517.120P	19	100	M17X1LI	M14X1,5LI	2
BV517.125	24	100	M20X1,5LI	M14X1LI	2
BV517.125P	24	100	M20X1,5LI	M20X1,5LI	2
BV517.130	29,3	121	M26X1,5LI	M18X1,5LI	2
BV517.130S	29,3	121	M26X1,5LI	M18X1,5LI	3
BV517.130P	29,3	121	M26X1,5LI	M26X1,5LI	2
BV517.138	38	109	M30X1,5LI	M25X1,5LI	2
BV517.138P	38	109	M30X1,5LI	M30X1,5LI	2

Revolving ends

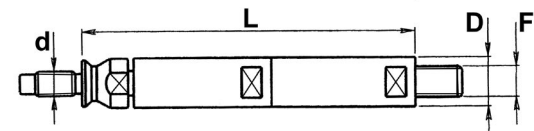
ORDER NO.	D	d	L	PUSHROD
BV516.107	14,5	12	23	V516.101/102
BV516.109	24	20	38	V516.105/106/201/202
BV516.111	40	35	45	V516.601
BV516.112	42	35	45	



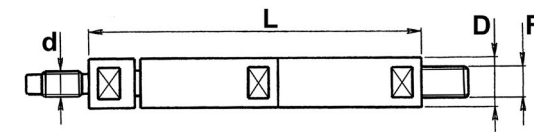
Pic. 1



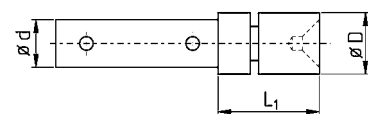
Pic. 2



Pic. 3

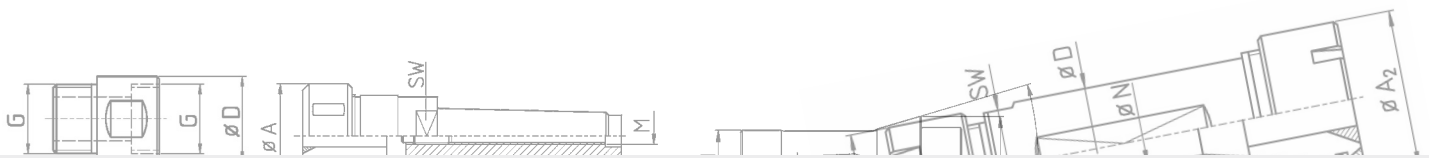


Pic. 4



Accessories

ER-, OZ-nuts, regular ER-spanners and ER-torque spanners.

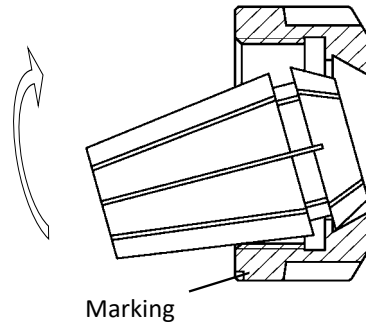


Nuts and sealing discs: technical information



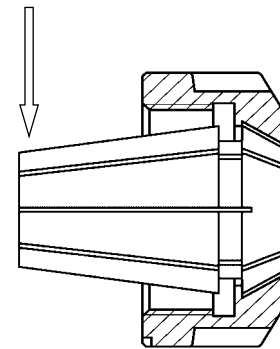
Assembling of ER-collets and nuts:

- Look for the marking first. Hook the collet into the eccentric ring of the nut first at marked point.
- After hook in tilt the collet into opposite direction until the collet locks in place. Put the locked collet together with the nut on the holder and screw it down. If possible use a torque spanner.



Disassembling

- Unscrew the nut from the holder. Push the collet into the opposite direction of the marked point until the collet releases.



Attention!

- If the collet is incorrectly assembled it will have a negative effect on the runout accuracy. Assembling an unlocked nut on the holder could damage it.

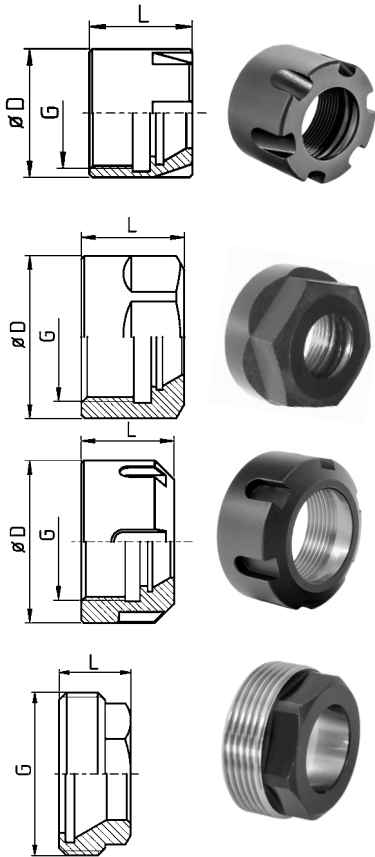
Recommended tightening torque:

NUT	COLLET	Ø [MM]	TIGHTENING TORQUE
UM/ER	ER16	1	8
		1,5 - 3,5	20
		4 - 4,5	35
		5 - 10	55
	ER20	1	16
		1,5 - 6,5	40
		7 - 13	70
		ER25	1 - 3,5
	4 - 4,5		55
	ER32	5 - 17	90
2 - 2,5		24	
3 - 22		130	
ER40		3 - 26	200
ER..M	ER08	- 5	7 - 8
	ER11	- 7	8 - 18
	ER16	- 10	8 - 28
	ER20	- 13	16 - 35
	ER25	- 17	24 - 40

Torque spanner page 101.

ER nuts

ER nuts ISO 15488

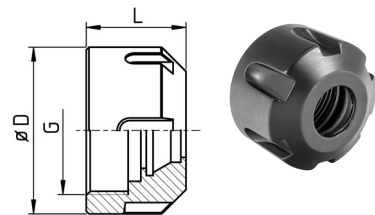


ORDER NO.	MAX TORQUE [NM]	D	L	G	SPANNER
BER08M	8	12	10,8	M10X0,75	E08M
BER11M	16	16	12	M13X0,75	E11M
BESX12M	16	17	14	M13X0,75	GS15
BER16M	24	22	18,4	M19X1	E16M
BER20M	28	28	19	M24X1	E20M
BER25M	32	35	20	M30X1	E25M
BUM/ER11	24	19	11,3	M14X0,75	GS17
BESX12	24	19	14	M14X0,75	GS17
BUM/ER16	56	28	17,5	M22X1,5	GS25
BUM/ER20	80	34	19	M25X1,5	GS30
BUX/ER16	56	28	17,5	M22X1,5	E16
BUX/ER20	80	34	19	M25X1,5	E20
BUM/ER25	104	42	20	M32X1,5	E25
BUM/ER32	136	50	22,5	M40X1,5	E32
BUM/ER40	176	63	25,5	M50X1,5	E40
BUM/ER50	240	78	35,3	M64X2,0	E50
WRENCH SIZE					
BER11AEX	24	15	9,5	M18X1	E11A
BER16AEX	40	19	12,0	M24X1	E16A
BER20AEX	52	22	13,0	M28X1,5	E20A
BER25AEX	80	27	16,5	M32X1,5	E25A
BER32AEX	104	32	19,0	M40X1,5	E32A

Standard: All nuts are balanced, all nuts with Super-Gliss coating.

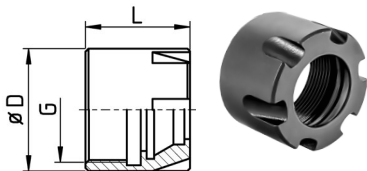
Sealed nuts: system DSF

ER nuts DIN 6499/ISO 15488 for sealing discs DSF



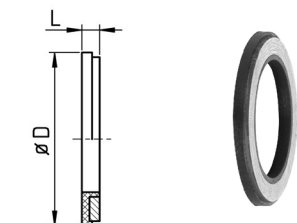
ORDER NO.	MAX TORQUE [NM]	MAX ROTATION SPEED 1/MIN	D	L	G
BER16-DSF	50	15.000	32	22	M22X1,5
BER20-DSF	75	15.000	35	23,2	M25X1,5
BER25-DSF	85	15.000	42	24,7	M32X1,5
BER32-DSF	105	15.000	50	27	M40X1,5
BER40-DSF	150	15.000	63	30,7	M50X1,5

ER mini-nuts for sealing discs DSF



ORDER NO.	MAX TORQUE [NM]	MAX ROTATION SPEED 1/MIN	D	L	G
BER16M-DSF	28	20.000	22	22	M19X1
BER20M-DSF	35	10.000	28	22	M24X1
BER25M-DSF	40	8.000	35	22	M30X1

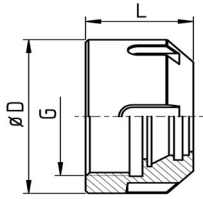
Sealing discs DSF



ORDER NO.	D	L	RANGE	STEP	BYPASSING
BDSF16	DSF16	2	1,0 - 10,0 1/8", 3/16", 1/4", 5/16", 3/8"	0,5	+0,4 / -0,1
BDSF20	DSF20		2,0 - 13	0,5	
BDSF25	DSF25	2,0 - 16	0,5		
BDSF32	DSF32	2,0 - 20	0,5		
BDSF40	DSF40	2	1/8", 3/16", 1/4", 5/16" 3/8", 1/2", 5/8", 3/4"	0,5	
			3,0 - 30 1/8", 3/16", 1/4", 5/16", 3/8" 1/2", 5/8", 3/4", 7/8", 1"		

Sealed nuts: system ER

ER nuts DIN 6499/ISO 15488 for sealing discs DS/ER



ORDER NO.	MAX TORQUE [NM]	PIC.	D	L	G
BERC11	8 - 24	1	19	14,6	M14X0,75
BERC16	8 - 56	1	28	22,5	M22X1,5
BERC20	16 - 80	1	34	24,0	M25X1,5
BERC25	24 - 104	2	42	25,0	M32X1,5
BERC32	24 - 136	2	50	27,5	M40X1,5
BERC40	176	2	63	30,5	M50X1,5


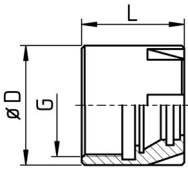


Pic. 1



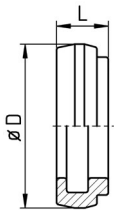
Pic. 2

ER mini-nuts for sealing discs DS/ER



ORDER NO.	MAX TORQUE [NM]	D	L	G
BERC11M	8 - 16	16	14,6	M13X0,75
BERC16M	8 - 24	22	22,0	M19X1,0
BERC20M	16 - 28	28	24,0	M24X1,0
BERC25M	24 - 32	35	25,0	M30X1,0


Sealing discs DS/ER



ORDER NO.	D	L	RANGE	STEP
BDS/ER16	13,0	4	3,0 - 10,0	0,5
BDS/ER20	16,0	4	3,0 - 13,0	0,5
BDS/ER25	21,0	4	3,0 - 16,0	0,5
BDS/ER32	27,0	4	3,0 - 20,0	0,5
BDS/ER40	33,5	4	3,0 - 26,0	0,5

under 3mm on request.

Sealing discs DS/ER - sets



ORDER NO.	RANGE	STEP
BDS/ER16-SET 1	3,0 - 10,0	1,0
BDS/ER16-SET 2	3,5 - 9,5	1,0
BDS/ER20-SET 1	3,0 - 13,0	1,0
BDS/ER20-SET 2	3,5 - 12,5	1,0
BDS/ER25-SET 1	3,0 - 16,0	1,0
BDS/ER25-SET 2	3,5 - 15,5	1,0
BDS/ER32-SET 1	3,0 - 20,0	1,0
BDS/ER32-SET 2	3,5 - 19,5	1,0
BDS/ER40-SET 1	3,0 - 26,0	1,0
BDS/ER40-SET 2	3,5 - 25,5	1,0

OZ nuts



Nuts DIN 6388

ORDER NO.	TYPE	THREAD
BOZ1809	GR. 6	M14X1
BOZ1820	GR. 8	M20X1,5
BOZ1821	GR. 10	M22X1,5
BOZ1822	GR. 12	M27X1,5



Ball bearing nuts DIN 6388

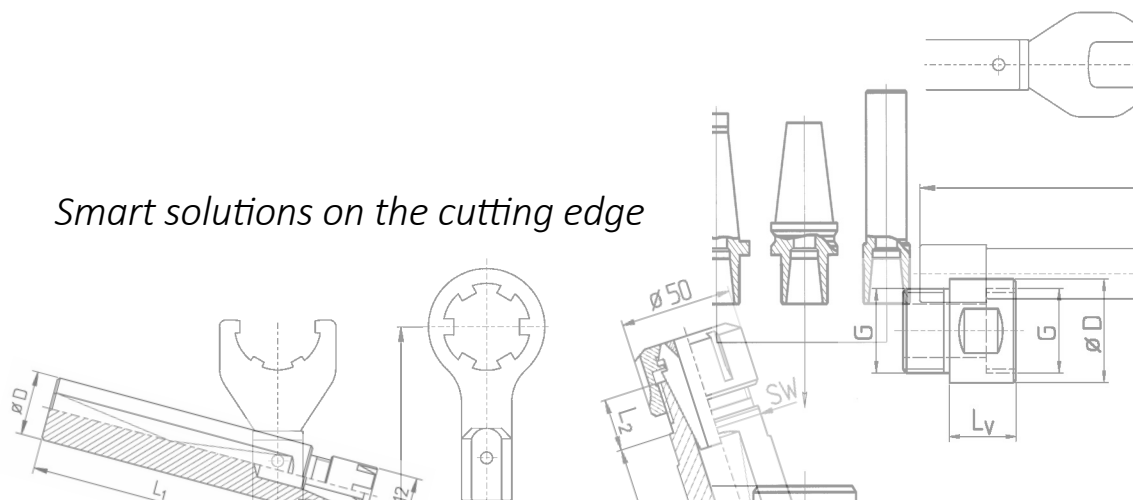
ORDER NO.	TYPE	THREAD
BOZ16	GR. 16	M33X1,5
BOZ25	GR. 25	M48X2,0
BOZ32	GR. 32	M60X2,5
BOZ40	GR. 40	M68X2,5



Nuts for rubber-flex collets

ORDER NO.	FOR COLLETS
BROZ 3157	J115 / J116 / J117
BROZ 3158	J420 - J423
BROZ 3159	J440 - J444

Smart solutions on the cutting edge



Spanners



SPANNERS FOR NUTS

BE08M	ER08M
BE11M	ER11M
BE16M	ER16M
BE20M	ER20M
BE25M	ER25M




SPANNERS FOR NUTS

BE16	UX/ER16
BE20	UX/ER20
BE25	UM/ER25
BE32	UM/ER32
BE40	UM/ER40



BGS17	UM/ER11
BGS25	UM/ER16
BGS30	UM/ER20



BE11A	ER11A
BE16A	ER16A
BE20A	ER20A
BE25A	ER25A
BE32A	ER32A

- Thickness 4mm.
- For narrow key areas.



Thin spanners

SPANNERS	LENGTH	WIDTH
BSW27	200	58
BSW30	200	62,5
BSW32	200	64



Socket spanners

SPANNERS	
BE08M-ST	E08M-STH
BE11M-ST	E11M-STH
BE16M-ST	E16M-STH
BE20M-ST	E20M-STH
BE25M-ST	E25M-STH



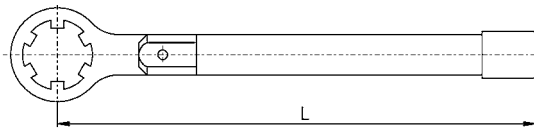
Advantages

- Easy handling.
- Reduced risk of slipping.
- Better access to tools.
- Higher torque.

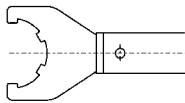
Hook spanners | for nuts DIN 6388 a. o.



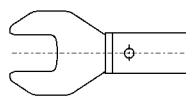
ORDER NO.	TYPE	COLLET	TOTAL LENGTH
BH16-20	SIZE 16-20	400E	110
BH22-26	SIZE 22-26	401E	136
BH28-32	SIZE 28-32	404E	136
BH34-36	SIZE 34-36	407E	170
BH45-52	SIZE 45-52	410E	206
BH55-62	SIZE 55-62	444E	240
BH68-72	SIZE 68-72	450E	240
BH78-85	SIZE 78-85	468E	280



Pic. 1



Pic. 2



Pic. 3



Torque spanners | for ER nuts

ORDER NO.	NUT	PIC.	TORQUE [NM]	TOTAL LENGTH
BDMS-ER08M	ER08M	1	8	120
BDMS-ER11M	ER11M	1	18	120
BDMS-ER16M	ER16M	1	28	120
BDMS-ER20M	ER20M	1	35	130
BDMS-ER25M	ER25M	1	40	130
BDMS-UM/ER16	UM/ER16	3	35 / 55	330
BDMS-UX/ER16	UX/ER16	2	35 / 55	330
BDMS-UM/ER20	UM/ER20	3	40 / 70	330
BDMS-UX/ER20	UX/ER20	2	40 / 70	330
BDMS-UM/ER25	UM/ER25	2	55 / 90	390
BDMS-UM/ER32	UM/ER32	2	70 / 130	395

Advantages

- Predefined force for tightening the nut (repeatability).
- Reduced risk of runout problems by using too much force.
- Reduced risk of damaging nuts and tool holders.
- Reduced risk of injuries.

Index

Collet holders

Collet holders ER__M

ER-collet holders ER08M

ER-collet holders ER11M

ER-collet holders ER11M

ER-collet holders ER16M

ER-collet holders ER20M

ER-collet holders ER20M

ER-collet holders ER25M

Collet holders ER__

ER-collet holders ER11

ER-collet holders ER16

ER-collet holders ER20

ER-collet holders ER25

ER-collet holders ER32

ER-collet holders ER40 and ER50

ER-collet holder stops

Collet holder stops- pre setting

ER-collets with coolant

ER-collet holders

- coolant through, side and rear

ER-collet holders- side coolant inlet

CNC collet holders

- clamping flat and coolant through

ER-collet holders machine specific

ER-collet holders-

Star/Maier machines/Backworking

ER-collet holders- Hanwha and Tornos

ER-collet holders

- double spindle machines

ER-collet holders

- Star machines/backworking

ER-collet holders-

double spindle machines

ER-collet holders- stop flange, revolving

machines and index MS25

VDI tool holders ER, form E4

ER-collet holders MT

- with morse taper DIN 2207

Ejector drift for MT-holders

ER-collet holders

- shank with trapezoid thread

ER-collet holders-

BT type for Gildemeister

ER-collet holders- 2 axis adjustable

Drill extensions- for ER-collet holders

ER-double holders

ER-double holders

- CNC lathes,subspindle

ER-double holders- CNC lathes, subspin.

ER-double holders - different collet sizes

ER-double holders - coolant through

Collet holders other

Collet holders DIN 6388- OZ-collets

Collet holders for collets type 100-

cylindrical shank

Clamp cones - collet holders type 100

Collet holders for collets type 600

- hardened and ground

Collet holders, rubber-flex collets

Ejector drift for MT-holders

Reamer holders

Reamer holders ER11- coolant through

Reamer holders ER16- coolant through

Reamer holders type ER11

Reamer holders type ER16

Reamer holders type ER25

Reamer holders- shank, trapezoid thread

Adjusting spanner

Adjustable reamer holders

- collet clamping

Adjustable reamer holders

- collet clamping

Adjustable VDI-reamer holders- collet

Adjustable reamer holders

- With morse cone

Tap holders

Tap holders ER08M/ER11M

- extremely small dimensions, precisely

guided

Tap holders ER11/ER11M

- slim type , precisely guided

Tap holders ER16/ER16M

- slim type, precisely guided

Tap holders ER16/ER16M/ER20M-

Slim type, precisely guided, axial coolant

Tap holders ER standard thread- extremely

small dimensions, hexagon guidance

Tap holders ER mini thread- extremely small

dimensions, hexagon guidance

Tap holders ER mini thread

- ER11/ER11M/ER16/ER16M for Star

30 Tap holders ER mini thread

- ER20M/ER25M ball bearing guided 53

31 Tap holders ER20/ER25

- ball bearing guided 54

32 Tap holders ER32- ball bearing guided 55

33 Tap holders ER16/ER25

- ball bearing guided, long type 56

VDI-tap holders ER

- ball bearing guided with coolant through

56

Tap holders ER20/ER25- with releasing,

for right and left hand thread 57

35 Tap holders ball bearing guided- for

re-tapping right and left hand thread 57

Double ended tap holders 58

Double ended tap holders- non reversing, CNC-machines with sub spindle 59

Inserts 59

Holders 59

Collet holders-tap holders

- side one: drill holder, two: tap holder 60

Die holders 61

Button die holders

- with cylindrical shank, lock nut 62

Button die holders

- with cylindrical shank, screw clamping 62

Button die holders

- with cylindrical shank, split clamping 63

Button die holders

- non-reversing ball bearing guided 63

Button die holders- tapping holders ER16

64

Button die holders-tapping holders ER25 64

Button die holders, extra short,

for tapping holders ER11 and ER11M 64

Button die holders

- tapping holders ER16M 65

Extensions for button die holders 65

Button die holders- extra short,

tapping holders ER16M 65

Button die holders

- for tapping holders ER20

65

Button die holders

- for tapping holders ER20M 66

Button die holders- tapping holder ER25 66

Button die holders- tapping holder ER32 66

Button die holders- for holders V200 67

Button die holders | for tapping holders

Strohm M125/205/255 + Tornos R10	67		
Tool Clamping	68		
ER-collets	69		
ER-collet sets ISO 15488	69		
ER-collets ISO 15488,			
- Standard 12 µm, HP high precision 5 µm,			
UP ultra precision 2 µm runout accuracy	69		
ER-collets ISO 15488- oversized	69		
Sealed ER-collets ISO 15488	70		
Sealed ER-collets ISO 15488, UP			
- ultra precision 5 µm runout accuracy	70		
ER-collets ISO 15488			
- for coolant through spread holes	70		
ER-collets ISO 15488- metallic sealed	70		
Tapping collets	71		
Tapping collets ISO 15488			
- with length adjustment	71		
Tapping collets ISO 15488			
- with internal driver square	71		
Sealed tapping collets ISO 15488			
- internal driver square	71		
Reamer collets	72		
Floating reamer collets ISO 15488	72		
Collet system DA	72		
OZ-collets DIN 63 88 A-B	73		
Collets type 300/500	73		
Collets type 600	73		
Workpiece Clamping	74		
Dead length collets	75		
Extended nose collets	75		
Dead length collet - vulcanized	75		
Emergency collets	75		
Backstops for collets	76		
Bar feeder collets	77		
Bar feeder collets- for bar feeders:			
FMB, IEMCA, LNS, TRAUB, TORNOS	78		
Bar feeder collets- for bar feeders:			
BECHLER, LNS, TRAUB, TORNOS	79		
Bar feeder collets "longlife" - FMB, IEMCA,			
LNS, TRAUB, TORNOS	79		
Bar feeder collets- for turbo bar feeders:			
FMB, BREUNING, IRCO, LNS, TORNOS	80		
Bar feeder collets "longlife"			
- for turbo bar feeders: FMB, BREUNING,			
IRCO, LNS, TORNOS	80		
Bar feeder collets- for bar feeders: IEMCA,			
EDGE with right hand thread	81		
		Bar feeder collets - bar feeders: J. CUCCHI	
		with right hand thread	81
		Bar feeder collets- bar feeders: IEMCA,	
		EDGE, J. CUCCHI with right hand thread	82
		Bar feeder collets "longlife" -	
		IEMCA, J. CUCCHI with right hand thread	82
		Bar feeder collets- bar feeders: P. CUCCHI	
		with left hand thread	83
		Bar feeder collets "longlife"	
		- P. CUCCHI with left hand thread	83
		Bar feeder collets- for bar feeders: CAV	84
		Bar feeder collets	
		- inner profile square and hexagonal	84
		Bar feeder cone collets- bar feeders:	
		FMB, IEMCA, LNS, TRAUB, TORNOS	84
		Bar feeder cone collets- bar feeders:	
		FMB, IRCO, LNS, TORNOS	84
		Bar feeder collets for internal gripping	
		- FMB, IEMCA, LNS, TRAUB, TORNOS	85
		Bar feeder collets for internal gripping	
		- IEMCA (BDI), P.CUCCHI (BDX)	85
		Bar feeder collets for internal gripping	
		- "turbo" for FMB, BREUNING IRCO,	
		LNS, TORNOS	85
		Bar feeder collets for internal gripping	
		- INDEX MS	86
		Bar feeder collets "longlife" - vulcanized	86
		Rubber-fix bar feeder collets, collets for	
		internal gripping	87
		Rubber-fix bar feeder collets	87
		Rubber-fix bar feeder collets for	
		internal gripping	87
		Revolving ends	88
		Revolving ends- for manual bar feeders	89
		Revolving ends- D7, IEMCA bar feeders	89
		Revolving ends- FMB, IEMCA, BREUNING	
		IRCO, TRAUB bar feeders	89
		Revolving ends- LNS Mini-sprint S2	90
		Revolving ends "turbo"	
		- FMB, LNS, BREUNING IRCO bar feeders	90
		Revolving ends "turbo"	
		- TORNOS bar feeders	90
		Revolving ends	
		- TORNOS, ROBOBAR bar feeders	91
		Revolving ends- CAV bar feeders	91
		Revolving ends-	
		BECHLER, TORNOS bar feeders	91
		Revolving ends	
		- GAUTHIER, IEMCA, LNS bar feeders	92
		Revolving ends- TRAUB, FMB bar feeders	92
		Revolving ends- for IEMCA bar feeders	92
		Revolving ends	
		- IEMCA, EDGE, BOSS bar feeders	93
		Revolving ends	
		- IEMCA, CUCCHI bar feeders	94
		Revolving ends	94
		Accessories	95
		ER nuts	97
		ER nuts ISO 15488	97
		ER nuts DIN 6499/ISO 15488 f	
		- for sealing discs DSF	97
		ER mini-nuts for sealing discs DSF	97
		Sealing discs DSF	97
		ER nuts DIN 6499/ISO 15488	
		- for sealing discs DS/ER	98
		ER mini-nuts for sealing discs DS/ER	98
		Sealing discs DS/ER	98
		OZ nuts	99
		Ball bearing nuts DIN 6388	99
		Nuts DIN 6388	99
		Nuts for rubber-flex collets	99
		Spanners	100
		Thin spanners	100
		Socket spanners	100
		Hook spanners- for nuts DIN 6388 a. o.	101
		Torque spanners- for ER nuts	101

WhizCut of Sweden AB
Rundgången 12C
254 52 Helsingborg
Sweden

Phone: +46 42 322500

sales@whizcut.com
www.whizcut.com

